ᓄᓇᕗᑦ

ᑲᓇᑕᒥᔪᖅ ᑎᑎᕋᐅᓯᒪᔪᖅ ᐃᓕᓴᕐᓂᖅ ᐊᑐᐃᓐᓇᖅᑐᑦ

ᐊᖏᔪᓂᒃᑕᐅᓯᒪᔭᖅ ᐅᑯᓖᖅᓯᒪᓕ
ᓄᓇᕗᒻᒥ ᓴᖅᑭᑦᑐᓂᒃ ᐱᖓᓱᓂᖅᑐᑦ
Nunalingni Kavamatkunnilu Pivikhaqautikkut
Department of Community and Government Services
Ministere des Services Communautaires et Gouvernementaux

ᐱᓇᐅᔭᓕᕆᓂᖅ ᐊᖏᔪᒥ **2006/07**

ᐃᓚᓕᖏᑦ

ᐱᓱᐊᑎ.....2

ᑐᖁᓚᓴᐅᔪᖅ.....4

ᐅᓱᐅᓴᐅᑎᑦᑎᓂᖅ.....4

ᐅᓂᒃᑲᓕᐊᒪᑦ ᑐᑭᓯᑎᐊᕐᑎᐱᓴᑦ.....4

ᓄᐃᓰᖏᓯᒪᔪᑦ.....7

1. ᑲᓐᓂᖅᑕᐅᓯᒪᔪᓕᒫᑦ.....7
2. ᑲᓐᓂᖅᓴᖅᑎᑦᑎᓂᓕᒪᑦ ᖃᓄᐃᑦᑐᓂᖏᑦ.....13
3. ᑲᓐᓂᖅᓴᖅᑎᑦᑎᓂᓕᒪᑦ ᐱᓱᐊᓯᑦ.....31
4. ᑲᓐᓂᖅᓴᖅᑎᑦᑎᓂᒃᑯᓐᓂ ᓄᓇᓕᓐ ᐱᔭᓇᓯᖃᕐᓂᖅᓴᐅᓂᖓᓐᓄᑦ.....44
5. ᑐᓂᔨᐅᓯᒪᔪᑦ ᐱᔨᐅᓂᖏᑦ.....48
6. ᐃᓄᖓᓂᒃ ᐃᖃᓗᓇᐃᔨᖃᖅᑎᑦᑎᓂᒃᑯᑦ.....50
7. ᓄᓇᕗᓚᒥ ᓇᖏᒥᓂᖃᖅᑐᓄᑦ ᐃᑲᔪᕆᑦ ᐊᖃᖏᑎᐊᖃᖅᑕᐅᓂᖓᓐᓄᑦ.....52
8. ᓯᕐᓗᓂᐊᓂ ᐊᑦᑐᒍᒪᑦ ᐊᖁᔭᕆᓂᖃᖅᓯᐅᑕᐅᓂᖓᓐᓇᒃ.....54

ᐃᓕᒍᑎᖏᑦ

ᐃᓕᒍᑎᖓᓇᒃ ᐃ: ᐅᖃᐅᓯᑦ ᑕᐃᔪᓯᓪᓗ ᑐᖁᖏᑦ.....56

ᑲᓇᑕᒥᔅᑎᓂᕐᓂᑦ ᖃᓄᐃᓕᓴᕐᓂᕐᒧᑦ ᐅᓂᒃᑳᓕᕆᖅ

ᐱᓕᕆᑎᑦ

ᐱᓕᕆᑎᒃᓴ ᑲᓛᓪᓚᒃᓴ ᑎᑎᖅᑲᒪᑦ ᐃᑲᔪᖅᓯᐊᓕᕆᓕᐅᕐᓄᖅ ᓯᓚᐃᓐᓇᖅᑐᑐᒍᖅᑐᑐᒍᓐᓇᓪᓗᒍ ᓄᓇᕗᑦ ᓴᖅᓯᒪᓂᕐᒥᔪᖅᑐᑦ ᑲᑎᒪᔨᖅᑐᑦ ᑲᓇᑕᒥᔅᑎᓂᕐᓂᖅᓴᓕᒫᑦ ᐃᓕᓴᕐᓂᖅᓴᓕᒫᑦ ᐅᓂᒃᑳᓕᕆᓂᖅᑎᒍᑦ.

ᓄᓇᕗᑦ ᓴᖅᓯᒪᓂᕐᒥᑦ ᐊᓯᔾᔨᓯᒪᔭᕐᓂᑦ ᑲᓇᑕᒥᔅᑎᓂᕐᓂᖅᓯᒥᑦ ᖃᓄᐃᓕᓴᕐᓂᖅᓯᒥᑦ ᐅᓂᒃᑳᓕᕆᔨᖅ 2006/07-ᒪᑦ ᑭᓇᐅᔭᓕᓚᓂᕐᒪᑦ ᐊᖏᓐᓇᖅᓯᒪᓕᒫᑦ. ᑕᐃᒪᓐᓇᖅ ᓯᓚᓂᓴᒥᖅ ᐃᑭᓯᐊᓂᓴᒥᖅ ᖃᑎᖒᑭᓐᓇᑕᐊᖏᓴᕐᓂᐊᕐᓂᑦ ᑭᓯᓚᓂᕐᒪᑦ ᓇᓗᓇᐃᔪᓕᔪᓂᖅ ᐊᖏᓐᓇᓂᒃ 2005/06-ᒪᑦ ᐊᓕ 2006/07-ᒪᑦ.

ᑕᒪᐃᑎᒍᑦ ᐅᓪᓗᓇᔭᐅᔪᑦ

ᑕᒃᑯᐊ ᐅᓂᒃᑲᔪᓕᕆᔨᓴᕐᓂᑦ ᑭᓚᓪᓂᐅᔪᓂᓪᓂᑦ ᖃᑎᖒᐅᐅᓂᖅᑭᑐᓂ ᑭᓇᐅᔭᓕᓚᓂᕐᒪᑦ ᐃᓐᓇᑦᑐᑦ ᑲᑎᒪᔨᖅᑐᑦ ᑕᒃᑯᓂᕐᓂᖅᓴᓕᒫᑦ ᐊᖏᓐᓇᖅᑐᑦ . ᑭᓯᐊᓂᓕ ᐊᓯᖏᒍ ᓴᓪᓗ ᖃᓄᐃᓕᓴᕐᓂᑦ ᐃᓚᖓᑕᐅᓯᒪᔪᓂᒃ ᖃᓄᐃᓕᓴᕐᓂᑦ ᐃᓚᖓᑕᐅᓯᒪᔪᓂᒃ ᐊᑐᐊᓂᖅᓴᓕᒫ

ᑲᓪᓕᔾᑎᑎᓂᖅᓄᑦ ᖃᓄᐃᓕᐅᔾᔨᓂᒃᑯᑦ ᐅᓂᖅᑲᓕᐊᖅ

- ᐃᓄᐃᑦ ᓇᖏᑦᓂᔪᖅᑎᖏᑦ ᐱᓕᕆᔨᒃᓴᐅᔪᑦ ᐅᓄᔾᓂᖏᑦ ᐱᓇᓱᐊᓱᑦ ᑐᓴᕐᕿᐅᑎᓄᑦ ᐊᒻᒪ ᐊᑭᑕᕐᕿᐅᑎᓄᑦ ᖃᖓᓕᕆᓂᖅ, ᐅᖃᐅᓪᓚᐃᓂᒃᑯᑦ ᐱᓕᕐᓂᖅᑎᖏᑦ ᑲᓇᑕᖏᑦ ᐊᒻᒪ ᐱᓕᕐᑎᓂᒃᑯᑦ ᑲᓪᓚᑦᑐᑦ ᐱᑦᑦᓪᓕᐊᓂᒃᑯᑦ ᐱᑦᔨᓪᓕᐊᓂᖅᓴᖅ 92%-ᒥᑦ, 103%ᒥᑦ ᐊᒻᒪ 158%ᒥᑦ. ᑕᒪᓐᓇ ᐅᓂᖅᑲᖅᓱᖅ ᐊᖏᔪᒪᒃ ᐱᑦᔨᓪᓕᐊᔪᓂᖅᓴᓄᑦ ᐃᓕᐅᕈᒪᔪᓄᑦ ᑲᑎᒪᔨᖅᑎᓂᒃ ᐃᓄᐃᑦ ᓇᖏᑦᓂᔪᖅᑎᖏᑦ ᐱᓕᕆᔨᒃᓴᐅᔪᓂᒃ ᑕᕐᕿᓂᖅ ᐱᓕᕆᔨᒃᓴᐅᔪᓂᒃ. ᑐᖓᔪᖅᑕᐅᔪᑦ ᐊᖏᓂᔪᖅᑕᐅᔪᓂᒃ ᓴᓇᓂᔪᑦ ᑲᓇᑕᑦᑐᖅᑦᓂᔪᑦ ᐱᑦᔨᓪᓕᐊᓂᖅᓴᖅᑐᑦ 5%ᒥᑦ ᑭᓱᐊᓂ ᑕᕐᕿᐊ ᑐᖓᔪᖅᑕᐅᔪᑦ ᒥᑭᑐᑎᓂᒃ ᓴᓇᓂᖅ ᐊᖏᕈᐱᒪᑎᓂᓂᔪᓐᓇᓂᑦ ᑲᑎᒪᔨᖅᑎᓂᒃ ᐱᓕᕆᔨᒃᓴᐅᔪᓂᒃ ᐃᓄᐃᑦ ᓇᖏᑦᓂᔪᖅᑎᖏᑦ ᐱᓕᕐᓂᖅᑎᖏᑦ ᐱᓕᕆᔨᒃᓴᐅᔪᓂᖅ.
- ᑐᓴᔪᓂᐅᔪᑦ ᑲᑎᒪᔨᖅᑕᐅᔪᑦ ᐃᓄᐃᑦ ᓇᖏᑦᓂᔪᖅᑎᖏᑦ ᐱᓕᕐᓂᖅᑎᖏᑦ ᐃᓚᒋᑲᒃ ᑎᑎᕋᐅᔾᔨᓂᖅᓴᖅᑐᑦ ᐃᓕᓴᐅᔪᓂᖅ ᐊᑭᑕᕐᕿᐅᑎᓄᑦ ᐱᓕᕐᓂᖅᑎᖏᑦ ᐱᓕᕆᔨᒃᓴᐅᔪᓂᖅ ᐃᓄᐃᑦ ᓇᖏᑦᓂᔪᖅᑎᖏᑦ ᐱᓕᕐᓂᖅᑎᖏᑦ ᐱᓕᕆᔨᒃᓴᐅᔪᓂᖅ ᐊᑭᑕᕐᕿᐅᑎᓄᑦ ᐱᓕᕆᔨᒃᓴᐅᔪᓂᖅ ᐊᑭᑕᕐᕿᐅᑎᓄᑦ ᐱᓕᕆᔨᒃᓴᐅᔪᓂᖅ ᐃᓄᐃᑦ ᓇᖏᑦᓂᔪᖅᑎᖏ

ᑲᖏᑎᒪᓕᐅᕐᓂᖅᓄᑦ ᖃᓄᐃᓕᓕᐅᔾᔨᒧᑦ ᐅᓂᒃᑲᓕᐊᖅ

ᑐᖏᓐᓇᒃᐅᐊᖅ

ᓄᓇᕗᑦ ᑲᓇᒪᔪᖏᑦ ᓱᓕᓂᐊᖅᓂᕆᓚᐅᕐᑦ ᑭᐅᔭᓐᓇᖅᓂᕐᓚᐅᓂᐊᖅᓂᓗᒃ ᓄᓇᕗᒻᒥᐅᓄᑦ ᐊᒻᒪᓗ ᒪᑭᒪᐅᑎᖅᓯᒪᓂᖅ ᐱᐅᓚᖅᑐᑦ ᐃᓐᓇᕆᓂᔪᓂᖅᑐᑦ. ᓱᓕᓂᐊᖅᓂᕐᖁᖅᓯᒪᔾᔪᑎᑦ ᐃᓕᓴᕐᓂᖅ, ᐃᓕᓴᕐᓂᕐᒥᐅᑦ ᐊᑐᖅᑐᖅᓯᒪᔾᔪᑎᑦ ᐊᐅᓚᑦᑎᓐᓂᒃ ᐃᓐᓇᖅᑎᑦᓯᐊᖅᑐᑦ ᐊᑐᖅᑐᖅᓯᒪᔾᔪᑎᑦ ᓄᓇᕗᑦ ᑲᓇᒪᔪᖏᑦ ᐃᖅᑲᓇᐃᔾᔨᖅᑎᖅᓂᖅᓂᒃ, ᓴᓇᔨᕐᓗᓂ ᐱᐅᓂᖅᓂᒃᑲᓇᕐᓂᖅ ᓴᓇᔨᕐᓗᓂ ᐱᐅᓂᖅᓂᒃᑲᓇᕐᓂᖅ ᓄᓇᕗᑦ ᐃᓚᖅᑎᑦᓯᐊᖅᑐᑦ ᐱᐅᓯᕐᓂᖅᓂᒃ ᐃᖅᑲᓇᐃᔾᔨᓴᖅᑎᑦᓯᐊᖅᑐᑦ ᐃᓚ

3. ᐊᓯᖏᑦ - ᓇᓗᓇᐃᖅᑕᐅᓯᒪᔪᓕᑦ ᐃᓅᓂᖏᓐᓄᑦ ᐅᑉᐹᓵᓐᓂᑦ ᓄᓇᕗᒻᒥ ᐱᓕᕆᔨᐃᑎᐅᐳᖏᓐᓂᖏᓐᓄᑦ.

ᐅᓄᑲᓕᐊᖅ ᖃᐅᔨᓴᓯᒪᓂᖃᓇᕐᖅ ᐃᓅᓚᐃ ᐱᓕᕆᔨᐃᑎᖏᑦ ᐃᓕᐅᖃᑕᐅᓯᒪᓂᖏᓐᓄᑦ ᓄᓇᕗᑦ ᑲᑭᒪᓱᐊᖏᓐᓂᑦ ᑲᓇᑕᒫᓂᖅᓄᑦᓯᒪᓂᕐᒧᑦ, ᐊᒻᒪᓗ ᐃᓅᓐᓄᑦ ᐃᖃᐅᔨᓴᖅᑎᑐᑎᓂᖅᓄᑦᓯᒪᓂᕐᒧᑦ ᑲᓇᑕᒫᓂᖅᓄᑦᓯᒪᓂᕐᒧᑦ ᓄᓇᕗᑦ ᑲᑭᒪᓱᐊᖏᓐᓂᑦ ᑲᓇᑕᒫᓂᖅᓄᑦᓯᒪᓂᕐᒧᑦ ᑲᑭᒪᓱᐊᖏᓐᓂᖏᓐᓄᑦ. ᑎᑎᕋᐅᖃᖅᑐᑎᑦ ᖃᐅᔨᓴᕐᓂᖅᑐᑦ ᐊᒻᒪᓗ ᐊᓗᓇᐃᐅᖃᖅᑎᑦᓂᖏᓐ ᐊᑐᖅᑕᐅᓯᒪᔪᑦ ᑎᑎᕋᐅᖃᖅᑕᐅᓯᒪᔪᓕᑦ ᓴᖅᑭᑕᐅᓯᒪᔪᓕᒃᓴᓂ.

ᐱᓵᔨᖅᖃᓪᓗᓂ ᑕᒪᑦᑯᐊ ᐊᑭᑎᓴᓵᕐᔪᐊᖃᖅᑕᖅᖢᑦ ᑕᐅᓴᑦ ᖃᓄᖅᓂᓪᓕᐊᖃᖅᑕᐅᓯᒪᓕᒡᓗᓂ ᑭᓇᐅᔭᓂ, ᐃᓕᓴᕐᓂ ᑎᑎᕋᐅᖃᖅᑕᐅᓯᒪᔪᓕᑦ ᐊᐃᑉᐸᓪᓕᐊᓂᖅᓄᑦᓯᒪᔪᓕᑦ ᐊᐃᑉᐸᓪᓕᐊᓂᖅᓄᑦᓯᒪᔪᓕᑦ ᐊᐃᑉᐸᓪᓕᐊᓂᖅᓄᑦᓯᒪᔪᓕᑦ ᐊᑐᖅᑕᐅᓯᒪᔪᓕᑦ ᐊᐃᑉᐸᓪᓕᐊᓂᖅᓄᑦ

ᑲᓛᶖᐃᑎᑦᑎᓂᒃᑯᑦ ᖃᓄᐃᓕᓕᐅᕐᓂᖅᓯᒪᔪᑦ ᐅᓂᒃᑲᓕᐊᖅ

<u>ᑲᓛᶖᐃᑦᑕᖅᑎᑕᐅᓯᒪᔪᑦ ᐱᒋᔨᑎᑎᓕᔪᐃ ᓄᓇᕗᒻᒥ ᓇᖕᒥᓂᖅᖃᓗᓄᑦ ᐃᒃᐸᐊᑎ ᐊᖏᕈᐱᖅᑕᐅᓯᒪᓂᖅᓱᓄᑦ</u> ᑕᕐᕿᓂ ᐃᓕᖅᑲᓕᑦᑐᒥ ᑐᑭᓯᐅᑦᑎᐊᕆᔨᒃᑲᖅᖢᖅ ᓄᓇᕗᒻᒥ ᓇᖕᒥᓂᖅᑐᓂ ᐃᒃᐸᐊ ᐊᖏᕈᐱᖅᑕᐅᓯᒪᓂᖅᓱᓄᑦ ᑲᒪᕐᓂᐊᕐᓱᑦ ᑲᓛᶖᐃᑦᑕᖅᑎᑕᐅᓯᒪᓂᖅᓱᓄᑦ ᑲᓛᶖᐃᑦᑕᖅᑎᑕᐅᓯᒪᓂᖅᓱᓄᑦ ᑕᕐᕿᓂ ᐃᓕᖅᑲᓕᑦᑐᒥ ᐊᖏᕈᐱᖅᑕᐅᓯᒪᓂᖅᓱᓄᑦ

ᓄᐃᑦᖃᖅᓯᒪᔭᑦ

1. ᑲᓇᐃᔨᖅᑕᐅᓯᒪᔭᕆᓚᐅᑦ

ᖃᐅᔨᓴᐊᕐᑎᑦ ᑎᑎᕋᐅᖏᓪᓕᔭᑦ ᐊᒋᐃᓕᑦ "ᓄᓇᕗᑦ ᓴᖅᓯᒪᓂᖅ ᑐᓂᐅᖃᐃᓂᖓᑦ ᑲᓇᑕᒥᔨᖅᑕᐅᓯᒪᓂᖓᑦ ᐃᓕᓴᕐᓂᐊᕐᓂᖓᓂᒃᓴᓗᑦ ᐃᓕᑕᕆᔨᐅᓯᒪᓂᖓᑕ ᐊᐃᕐᑐᖅᓯᒪᓂᖓᓂᑎᑦ - ᑐᓴᖏᓂᖃᖅᑐᖃᖅ ᐊᑭᖏᖏᑦᑎ" ᐅᑎᕆᒻᒪᕆᓗᒃ ᑲᓇᑕᒥᔨᖅᑕᐅᓯᒪᓕᕆᓚᐅᖅᑐᑦ ᐊᑭᖏᖏᑦ ᐊᖏᓗ ᐃᓕᑕᕆᔨᐅᓯᒪᓂᖓᓂᑎᑦ ᐊᐃᕐᑐᖅᓯᒪᓂᖓᓂᑎᑦ.

ᑲᓇᑕᒥᔨᐅᓯᒪᔭᕆᓚᐅᒻᒥᑦ, ᐃᓕᑕᐅᔨᓴᐅᓯᒪᖅᑐᑦ ᑲᓇᑕᒥᔨᐅᓯᒪᔭᕆᓚᐅᒻᒥᑦ $5,000 ᐅᖏᓪᓗᐊᓂᐊᕐᓯᒪᔭᕐᓂ. ᐊᓯᔨᖃᑕᐅᓯᒪᔭᖅ ᐃᓕᖃᖅᑐᖅ $5,000 ᐊᖏᓂᓂᖃᓴᖅᓯᖃᖅᑐᑦ ᑭᒡᓕᖃᖅᑎᑎᓂᐅᐅᔪᖅᑐᒃ ᐅᓂᒃᑲᓕᐅᕈᑦᑎᓂᕐᒥᑦ ᐱᔨᔭᐃᑎᑦᓯᓂᑦ ᒪᓕᒐᓂᖃᕈᑦᑎᓂᕐᒥᑦ ᒪᓕᒐᓕᐅᕈᑦᑎᐅᔭᓂᒃ ᐊᑐᓕᕕᐅᔨᐃᖏᓕᕆᓚᐅᖅᓄᑦ. ᑕᕿᓂ ᐃᓕᖃᓂ ᖃᐅᔨᓴᖅᓂᖃᖅᑐᖅ ᑲᓇᑕᒥᔨᖅᑕᐅᓯᒪᓂᕐᒥᑦ ᐊᑭᖏᑦ ᐊᖏᓂᓪᓕᐊ ᑲᓇᑕᒥᔨᖅᑕᐅᓯᒪᔭᕆᓚᐅᒻᒪᓕᐊᓂᓂᑦ ᐃᓄᖕᓄᓂᑦ, ᓄᓇᕗᒻᒥᑦ ᐊᓯᖏᓐᓂᓪᓕᓗᒃ.

ᓄᓇᕗᑦ ᓴᖅᓯᒪᓂᖅ ᑲᓇᑕᒥᔨᖅᑕᐅᓯᒪᔭᕆᓚᐅᑦ ᑐᓂᐅᖃᖅᖃᕈᑦᑎᓂᖓᓂᑦ ᐃᓕᑕᕆᔨᐅᓯᒪᓂᖓᓂᑎᑦ ᐊᐃᑎᑐᖅᓯᒪᓂᖓᓂᑎᑦ ᑐᓴᖏᓂᖃᖅᑐᖃᖅ ᐅᓂᒃᑲᓕᐅᕈᑦᑎᓂᕐᒥᑦ

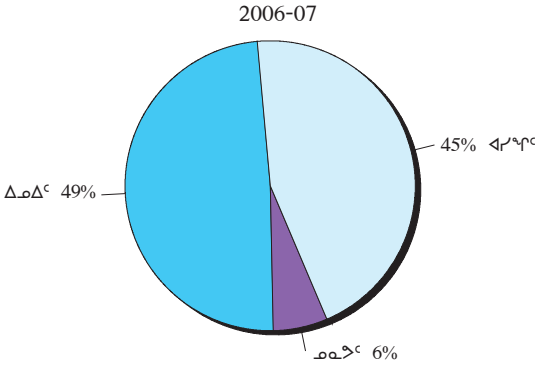

ᖃᐅᔨᓴᐊᕐᑎᑦ ᐊᓐᔪᑐᖅᓯᒪᔭᖅ ᐊᖏᓗ ᓇᓗᓇᐃᔨᐅᑎᓄ ᓇᓴᕆᑎᓄ ᑭᓕᖏᓄ ᑎᑎᕋᐅᖏᓪᓕᖅᖃᕈᑦᑎᓂᖓᓂᖅᓴᖅᑐᑦ ᐃᓄᐃᑦ, ᓄᓇᕗᑦ ᐊᓯᖏᓐᓂᓪᓕᓗᒃ ᐱᓕᕆᔨᐃᑎᖏᓐᓂᑦ ᑲᓇᑕᒥᔨᖅᑕᐅᓯᒪᓂᕐᒥᑦ ᐊᑭᖏᑐᓂᓪᓕᐊᑦ.

2006/07-ᒥᑦ ᑲᓇᑕᒥᔨᖅᑕᐅᓯᒪᔭᕆᓚᐅᑦ ᑎᑎᕋᐅᔪᓂᑦ ᐊᑭᖏᑦ, $138,019,000.00-ᖓᔪᓕᐅᖅᑐᖅ (ᑕᐅᓴᐅ ᖃᓄᐃᓂᔪᓚᐅᖏᑦᑐᓄᓇᕗᑦᑕᐅᓯᒪᔪᓂᓗ ᑭᓇᐅᔭᑦ). $67,559,000.00 ᑐᓂᐅᔭᓯᒪᔪᓂᓗ ᐃᓄᖕᓄᓂᑦ (49%), $8,347,000.00 ᓄᓇᕗᒻ (6%) ᐊᓕᓗ $62,113,000.00 ᐊᓯᖏᑐᓄᑦ (46%).

ᑐᓂᐅᖃᖅᖃᕈᑦᑎᓂᖓᓂᑦ ᑲᓇᑕᒥᔨᖅᑕᐅᓯᒪᔭᕆᓚᐅᑦ ᐃᓕᑕᕆᔨᐅᓯᒪᓂᖓᓂᑎᑦ ᐊᐃᑎᑐᖅᓯᒪᓂᖓᓂᑎᑦ - ᑐᓴᖏᓂᖃᖅᑐᖃᖅ ᐊᑭᖏᑦ (ᑕᐅᓴᖏᓐᓂᒋᑦ)

ᖃᓄᐃᓕᐅᓂᖅ	ᑐᓂᐅᔭᕐᓇᖅ	ᐃᓄᐃᑦ	ᓄᓇᕗᑦ	ᐊᓯᖏᑦ
2006/07	$ 138,019 100%	$ 67,559 49%	$ 8,347 6%	$ 62,113 45%
2005/06	$ 88,438 100%	$ 29,003 33%	$ 10,105 11%	$ 49,330 56%

ᑲᓇᑕᒥᔨᖅᑕᐅᓯᒪᔭᕆᓚᐅᑦ "ᐊᓯᖏᑐᓂ" ᐊᐃᑎᑐᖅᓯᒪᓂᖓᐊᓂᕐᑐᓂ

ᐊᑐᑎᖃᕐᓂᖅᓴᖅ ᖃᐅᔨᓗᒍ ᑕᕿᓚ ᐊᑎᓂᑲ "ᐊᓯᖏᑦ" ᑕᕿᓂ ᐅᓂᒃᑲᓕᐊᖏᑦ ᐃᓕᓴᕐᓂᐊᕐᓯᒪᓚᖓᑦ ᖃᐅᔨᓪᓚᕆᐊᑦ ᐊᓯᖏᓐᓂᓪᓕᖅᑐᑦ ᐃᓄᐃᑦᓯᓂᑦ ᐊᓯᖏᑦ ᐃᓄᐃᑦ ᐊᓯᖏᑦ ᐃᓄᐃᑦ ᐊᓯᖏᑦ ᐃᓄᐃ

ᑲᓇᑕᖏᑦᑎᓂᒃᓴᑦ ᖃᓄᐃᓕᓕᐅᕙᓪᓕᐊᑦ ᐅᓂᒃᑲᓕᐊᖅ

ᐃᓕᓴᐅᑎᖑᓂᒋᔭᑎᑦ ᑲᓇᑕᑦᖃᖏᑎᑕᐅᓯᒪᓂᐅᕐᓴᐅᑦ ᕿᐊᒥᓕᒃᑯᓐᓄᑦ, ᓄᓇᓕᓪ ᓴᖅᓯᒪᖏᑦ, ᐊᑲᐅᓇᓱᒃᑯᖏᑦ, ᐊᑲᑐᑎᓪᓗᒍ ᑎᑎᕐᓴᐅᑦ ᐅᑭᐅᖅᖃᖅᑐᖅ ᑲᑎᑕᐅᓯᒪᓂᐅᕐᓴᐅᑦ ᑎᑎᕐᓴᐅᓂ "ᐊᓯᖏᑐᓂ" ᖃᓄᐃᔅᓯᓂᓕᕆᖏᑐᓕᔅᓯᑦ ᑭᒃᖃᑦᓯᐅᓂᖅᓯᑦ ᐃᓕᓴᐅᑎᖑᓂᒋᔭᑎᑦ ᐃᓕᓴᐅᓂᓄᑦᓯᑦ ᐃᔾᔨᖃᑎᒌᖅᓯᑦ ᐃᓕᓴᐅᓂᓄᑦᓯᑦ ᐃᓕᓴᐅᓂᓄᑦᓯᑦ ᐃᓕᓴᐅᓂᓄᑦ

ᖃᐅᔨᓴᐅᔨᓪᓗᐊᖅᓴᖅ ᐊᒥᓱᓂᒃ ᐊᓯᔨᔪᓂᖅᐅᔭᖏᑦ ᑲᓇᑕᖏᑎᓂᒃᓴᓂᐊᕐᓂᖅ ᐅᓂᒃᑲᓕᕆᖅ ᐅᖃᐅᓯᐅᔨᓪᓗᐊᖅᓴᖅᐅᓂᒃ 2001-ᒥᑦ. ᐊᔨᔪᐱᖃᓕᓴᐅᓂᕐᒥᑦ ᑕᒪᓐᓇ ᐅᓂᒃᑲᓕᕆᖅ ᐱᔪᓴᑦᓕᖅᓴᓕᓴᓐᓂᒃ ᐱᐅᓂᖅᓴᐅᑦᓴᓐᓂ ᐊᒻᒪ ᓇᓕᐅᓯᒪᓂᖅᓴᐅᑦᓴᓐᓂ. 2005/06 ᑭᓇᐅᔨᓕᓚᓂᓴᒧᑦ ᐊᖏᓴᖅᓴᓕᓕᓚᓚᐅᓂᒃ ᐃᖅᑎᖅᓴᓕᓕᓚᓚᐅᓂᒃᓗ ᐅᓂᒃᑲᓕᐅᖅᓯᒪᖅᓯᒪᑕ ᐊᖏᓴᐱᑦᒪᒃ ᑲᑎᓂᒃᑲᓂᖅᓴᖏᓐᓂᒃᓴᓂᖅ ᐃᓕᓴᕐᓂᖅᓴᓂᒃᑲᓂᖅᓴᖏᓐᓂᒃ ᐅᓂᒃᑲᓕᐅᖅᓯᒪᖅᓯᒪᑕ ᐊᖏᓴᐱᑦᒪᒃ ᐅᓂᒃᑲᓕᐅᖅᓯᒪᖅᓯᒪᓗ ᐊᐅᓕᓂᖅᓴᓂᒃᓴᓂᖅ ᐃᓕᓴᕐᓂᖅᓴᓂᒃᑲᓂᖅᓴᖏᓐᓂᒃ ᐊᐅᓕᓂᖅᓴᓂᒃᑲᓂᖅᓴᖏᓐᓂᒃᓗ ᐅᓂᒃᑲᓕᐅᖅᓯᒪᖅᓯᒪᓗ ᐊᐅᓕᓂᖅᓴᓂᒃᑲᓂᖅᓴᖏᓐᓂᒃ

ᑲᓇᑕᖏᑦᑐᓂᒃᑯᑦ ᖃᓄᐃᓕᓴᕐᓂᖅᓯᒪᑦ ᐅᓂᒃᑲᓕᐊᖅ

ᑐᓂᐅᖃᖅᑕᓂᖅ ᑲᓇᑕᖏᑦᑐᑎᑕᐅᓕᕆᔨᑦ ᖃᓄᐃᑦᑐᓂᖏᑦᑎᒍᑦ - ᑐᓴᖏᓂᖃᖅᑐᖅ ᐊᑭᖏᒍᑦ
2006/07
(ᑕᐅᓴᐅᖏᓐᓂᑦᑐᑦ)

ᖃᓄᐃᑦᑐᓂᖏᑦ		ᑐᓂᓗᐅᕐᔪᐊᖅ		ᐃᓄᐃᑦ		ᓄᓇᕗᑦ		ᐊᓯᖏᑦ	
ᖃᖏᑕᕕᒋᑦ ᓴᕐᖃᓯᓂᖅ (AC)	$	1,915	1 %	$967	1 %	$49	1 %	$899	1 %
ᐃᓚᓗᒋᑦ ᑎᑎᕋᐅᔨᓂᖅ/ᓴᓇᓂᖅ (AE)		3,968	3	105	-	108	1	3,485	6
ᐃᓚᓗᓕᐅᔨᓂᖅ (CON)		67,055	49	52,529	78	3,876	46	10,650	17
ᐅᖃᐅᓯᐊᓂᔪᓐᓇᑦ ᐱᐅᓂᖏᓐᓂᑦ (CS)		6,336	5	132	-	249	3	5,955	10
ᒥᑭᔭᑎᓂᒃ ᓴᓇᓂᖅ ᐅᑉᐸᓗᒃᑐᓂ ᐊᖏᕈᒪᓐᓂᔪᓐᓇᑦ ᐱᐅᓂᖏᓐᓂᑦ (MC)		6,323	5	3,195	5	2,720	33	408	1
ᓂᐅᐊᕐᓇᐅᑎᑦ (PO)		12,186	9	6,798	10	127	2	5,261	8
ᐱᐅᓂᖏᓐᓂᔪᓐᓇᑦ ᑲᓇᑕᖏᑦᑐᓂᒃᑯᑦ (SC)		40,508	29	3,833	6	1,219	15	35,456	57
ᑲᑎᓕᒻᒥᓗᑦ	$	138,021	100 %	$67,559	100 %	$8,348	100 %	$62,114	100 %

2005/06
(ᑕᐅᓴᐅᖏᓐᓂᑦᑐᑦ)

ᖃᓄᐃᑦᑐᓂᖏᑦ		ᑐᓂᓗᐅᕐᔪᐊᖅ		ᐃᓄᐃᑦ		ᓄᓇᕗᑦ		ᐊᓯᖏᑦ	
ᖃᖏᑕᕕᒋᑦ ᓴᕐᖃᓯᓂᖅ (AC)	$	1,274	1 %	$477	2 %	$103	1 %	$694	1 %
ᐃᓚᓗᒋᑦ ᑎᑎᕋᐅᔨᓂᖅ/ᓴᓇᓂᖅ (AE)		7,663	9	1,206	4	31	-	6,426	13
ᐃᓚᓗᓕᐅᔨᓂᖅ (CON)		14,871	17	5,339	18	4,250	42	5,282	11
ᐅᖃᐅᓯᐊᓂᔪᓐᓇᑦ ᐱᐅᓂᖏᓐᓂᑦ (CS)		3,335	4	177	1	110	1	3,048	6
ᒥᑭᔭᑎᓂᒃ ᓴᓇᓂᖅ ᐅᑉᐸᓗᒃᑐᓂ ᐊᖏᕈᒪᓐᓂᔪᓐᓇᑦ ᐱᐅᓂᖏᓐᓂᑦ (MC)		6,899	8	4,350	15	2,207	22	342	1
ᓂᐅᐊᕐᓇᐅᑎᑦ (PO)		14,581	16	6,235	21	2,171	21	6,175	13
ᐱᐅᓂᖏᓐᓂᔪᓐᓇᑦ ᑲᓇᑕᖏᑦᑐᓂᒃᑯᑦ (SC)		39,814	45	11,219	39	1,232	12	27,363	55
ᑲᑎᓕᒻᒥᓗᑦ	$	88,437	100 %	$29,003	100 %	$10,104	100 %	$49,330	100 %

ᑕᕐᓂᓂ ᐃᓕᒍᖏᓐᓂ ᖃᐅᔨᓴᕐᓂᖃᖅᓴᓐᓂ ᑐᓂᐅᖃᖅᑕᓂᖅᓯᒪᑦ ᐊᖏᔪᓂᓪᓕ ᐊᑕᐅᓯᔭᓗ (7) ᑲᓇᑕᖏᑦᑐᑎᑕᐅᓕᕆᔨᑦ ᖃᓄᐃᑦᑐᓂᓗᒍᓪᓗᐊᑕᖏᑕᖏᑦᑐᑦ ᓄᓇᕗᑦ ᓴᓪᓕᐊᓂᖏᓐᓂᓕᒃ ᐊᑐᖏᑦᑐᒍᔪᓐᓇᖅ ᐃᓄᐃᑦᑐᓂᖏᓐᓂᑦ, ᓄᓇᕗᑦ ᐊᓚᒪᓗ ᐊᓯᖏᑦ. ᓇᓗᓇᐃᕐᐅᑎᑎ ᓇᓴᐅᑎᓄᑦ ᖁᓕᖏᓐᓄᑦ ᓇᓗᓇᐃᖃᓕᖏᓐᓄᖅ ᐊᑭᖏᑦᑐᓂᒃ ᐊᑐᓂ ᑲᓇᑕᖏᑦᑐᓂᖏᓐᓂᑦᑐᓂᒃ. ᖃᐅᔨᓴᐸᐊᑎᑦ ᓯᑐᓂᐊᓇᓕᑐᑦ ᑕᓂᓴᐅᓂᖃᖅᖏᓐᓄᖅ ᑐᓂᐅᖃᖅᑕᓂᖅᓯᒪᑦ ᑲᓇᑕᖏᑦ ᑕᖏᑦᑎᓂᖓᓂᑦᑐᓂᒃ ᑭᓇᐅᔨᓴᕐᓂᖅ ᓄᓇᕗᑦ ᐊᓯᖏᓐᓇᓕᒃ ᐊᑐᓂ ᑲᓇᑕᖏᑦᑐᓂᖏᓐᓂᑦᑐᓂᒃ ᖃᓄᐃᑦᑐᓂᓗᒍᓪᓗᐊᑕᖏᑕᖏᑦᑐᓂᒃ.

ᑭᓇᐅᔨᓕᓚᓂᔪᓐᓇᑦ ᐊᖏᕐᔪᖓᓂ 2005/06, 78% ᐊᑭᖓ ᑲᓇᑕᖏᑦᑐᕐᔪᐊᓂ ᐊᖏᓂᓂᒃᓴᕐᔪᐊᓂ ᐃᓚᓗᓕᐅᔨᓂᓪᓕᑦ, ᓂᐅᐊᕐᓇᐅᑎᓂᓂ ᐊᓚᒪᓗ ᐱᐅᓂᖏᓐᓂᔪᓐᓇᑦ ᑲᓇᑕᖏᑦᑐᓂᒃ.

ᑭᓇᐅᔨᓕᓚᓂᔪᓐᓇᑦ ᐊᖏᕐᔪᖓᓂ 2006/07, 87% ᐊᑭᖓ ᑲᓇᑕᖏᑦᑐᕐᔪᐊᓂ ᐊᖏᓂᓂᒃᓴᕐᔪᐊᓂ ᐃᓚᓗᓕᐅᔨᓂᓪᓕᑦ, ᓂᐅᐊᕐᓇᐅᑎᓂᓂ ᐊᓚᒪᓗ ᐱᐅᓂᖏᓐᓂᔪᓐᓇᑦ ᑲᓇᑕᖏᑦᑐᓂᒃ. ᖁᓕᓂᓚᐊᓂᖓᓂ ᐱᐅᓯᒪᔪᓂᒃ ᓴᓇᓂᖅ ᐃᓄᐃᑦᑐᓂᖏᓐᓂᑦ ᐱᐅᓯᒪᔪᓂᒃ ᐃᓄᐃᑦᑐᓂᖏᓐᓂᑦᑐᓂᒃ.

ᐊᒥᓱᓂᖏᑦ ᑕᒪᕐᓂᐅᓂᖃᖅᑎᑕᐅᓂᒃ ᓄᓇᕗᓚᒋᑦᑐᑦ ᐱᓕᓚᓴᐊᐅᔪᓐᓇᑦ ᐱᓕᕐᓕᐊᓂᔪᓚᐅᑎᒃ ᐱᓪᓚᓱᖏᓐᖏᓐᓂᓂᓂᓐ ᐃᓚᓗᓕᐅᔨᓂᓪᓕᑦ. ᐊᑎᓐᓄᑦ 78%-ᖓᓱᓪᓗ ᐃᓄᐃᑦ ᓇᓕᒥᓂᒪᖏᑦᑐᑦ ᐱᓕᓚᓴᐊᖏᓐᓂᓂ ᐊᒪᒪ 79%-ᖓᓱᓪᓗ ᓄᓇᕗᓚᒋᐅᓕᑦ ᓇᓕᒥᓂᒪᖏᑦᑐᑦ ᐱᓕᓚᓴᐊᖏᓐᓂᓂ.

ᖃᓄᐃᑦᑐᓂᖏᓐᓂᖅᓯᒪᔪᖅ ᓄᓇᕗᑦ ᐊᒪᓗ ᐃᓄᐃᑦ ᑲᓇᑕᖏᑦᑐᓂᒃᑯᑦ, ᐸᓗᓕᒻᒥᓂᑦ, ᑐᓂᐅᖃᖅᑕᓂᖅᓯᒪᑦ ᐊᒥᓱᓂᖏᓐᓂᑦᑐᕐᔪᐊᓂ ᖃᓄᐃᑦᑐᓂᖏᓐᓂᑦ ᑲᓇᑕᖏᑦᑐᓂᒃ ᑲᓇᑕᖏᑦᑐᓂᖏᓐᓂᑦᑐᓂᒃᓴᕐᔪᐊᓂᓪᓕᑦ, (63%); ᐸᓗᐊᓂ 53%-ᒥᑦ ᑐᓴᖏᓂᖃᖅᑐᖅ ᐊᑭᖏᒍᑦ. ᐃᓄᐃᑦ/ᓄᓇᕗᑦ ᖃᓄᐃᑦᑐᓂᖏᑦᑎᒃ ᑲᑎᑦᓯᓂᒥᑦ ᐱᓕᓚᓴᐊᓂᒃ ᐊᑐᐅᓂᖏᓐᓄᒪᓕᒃ ᐅᑉᐸᓗᒃᑐᓂ ᑲᑎᖃᓕᓚᐅᓂᖏᓐᓄᒪᓕᒃ ᐊᖏᓂᓂᒃᓴᕐᔪᐊᓂ ᐱᓕᕐᓕᐊᓂᔪᓚᐅᑎ

ᖃᐅᔨᓴᐳᑎ ᐊᑦᑕᓪᓕᖅ "ᓄᓇᕗᑦ ᓴᖅᓯᓐᓄᑦ ᑐᓂᓯᔪᓐᓇᖅᑐᑦ ᑲᑎᕋᖅᑐᑦ ᐃᓇᓪᓕᖏᓪᓗᑎᑦ ᖃᓄᐃᓕᐅᕈᑎᓂᕐᓂᑯᓘᑦ - ᑐᓴᓚᓂᖃᖅᑐᑦ ᐊᖏᓂᖅᓱᒪᑦ" ᓇᓗᓇᐃᒪᓕᕆᓂᖃᖅ ᐃᓕᓴᐳᖃᕐᓂᐊᕐᓗᓂᖓᓕᒫᑦ ᖃᓄᐃᓕᐅᕈᑎᑦ ᐃᓚᒋᔭᕐᓗᒃᑖᑦ ᐊᖏᓂᖅᓱᒪᑦ.

ᓄᓇᕗᑦ ᓴᖅᓯᓐᓄ
ᐃᓕᓴᐳᖃᕐᓂᐊᕐᓗᓂᖓᓕᒫᑦ ᐃᓚᒋᔭᖅᖃᖅᑐᑦ ᖃᓄᐃᓕᐅᕈᑎᑦᓂᒃᑯᑦ
ᐃᓚᒋᓂᖃᖅᑐᑦ ᐊᖏᓂᖅᓱᒪᑦ
2006/07

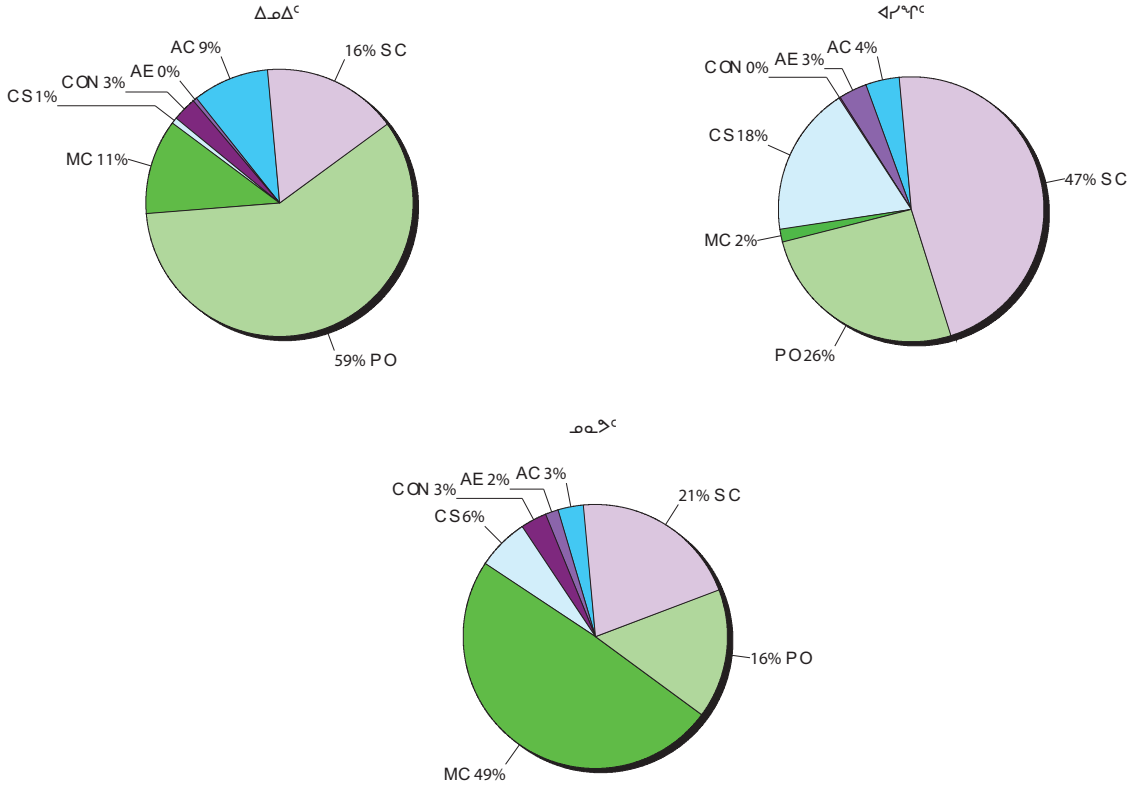

ᐃᓕᓴᐳᖃᕐᓂᐊᕐᓗᓂᖓᓕᒫᑦ ᐃᓚᒋᔭᐅᓂᖅᑐᑦ ᖃᓄᐃᓕᐅᕈᑎᓂᕐᓂᑯᓘᑦ - ᑐᓴᓚᓂᖃᖅᑐᑦ ᐊᖏᓂᖅᓱᒪᑦ
2006/07

ᖃᓄᐃᓕᐅᕈᓂᖓ	ᑐᓂᔭᐅᔪᖅ		ᐃᓄᐃᑦ		ᓄᓇᕗᑦ		ᐊᓯᖏᑦ	
ᖃᖓᑕᓯᒥᐅ ᓴᓪᕋᖃᓂᖅ (AC)	64	6 %	38	9 %	2	3 %	24	4 %
ᐃᒡᓗᒥᐅ ᑎᑎᕋᐅᔨᓂᖃᑦ/ᓴᓇᓂᖃᖅ (AE)	23	2	2	-	1	2	20	3
ᐃᒡᓗᓕᐅᔨᓂᖃᖅ (CON)	15	1	12	3	2	3	1	-
ᐅᖃᐅᓪᓚᐃᓂᒥᑦ ᐱᔨᑎᑎᕋᑎᑦ (CS)	113	11	3	1	4	6	106	18
ᒥᕈᑦᑐᑎᓂᐅ ᓴᓇᓂᖃᖅ ᐅᕐᓯᓗᓐᓂᒃ ᐊᖃᖅᑎᖅᓯᒪᓂᒥᑦ ᐱᔨᑎᑎᕋᑎᑦ (MC)	87	8	47	11	31	49	9	2
ᓂᐅᐃᕐᓂᓇᐅᑎᑦ (PO)	401	38	241	59	10	16	150	26
ᐱᔨᑎᑎᔪᓂᒥᑦ ᐃᓕᓴᐳᖃᕐᓂᑯᓘᑦ (SC)	350	33	67	16	13	21	270	47
ᐃᑎᓕᒻᒥᓂᑦ	1,053	100%	410	100%	63	100%	580	100%

ᑲᓛᖃᕐᓂᑐᐊᓕᑦ ᖃᓄᐃᓕᓴᕐᓂᖅᓯᑦ ᐅᓂᒃᑲᓕᐊᖅ

2005/06

ᖃᓄᐃᓕᒍᓐᓇᖅ	ᑐᓴᐅᔪᖅ		ᐃᓄᐃᑦ		ᓄᓇᕗᑦ		ᐊᓯᖏᑦ	
ᖃᖓᑕᓯᒥᒃ ᓴᓪᓕᓯᓂᖅ (AC)	33	3 %	16	5 %	8	6 %	9	2 %
ᐃᓚᓗᒥᒃ ᑎᑎᕋᐅᔾᔨᓂᖅ/ᓴᓇᓂᖅ (AE)	33	3	2	1	1	1	30	6
ᐃᓚᓗᐅᔾᔨᓂᖅ (CON)	14	1	7	2	4	3	3	1
ᐅᖃᐅᓴᕐᔪᐊᓂᓯᒪᑦ ᐱᔨᑎᑭᒃᑎᑦ (CS)	83	8	2	1	3	2	78	15
ᒥᑭᔅᑐᓂᒃ ᓴᓇᓂᖅ ᐅᑦᓯᓗᓐᓂᑦ ᐊᖏᕈᒪᓐᓇᖅᑐᓂᓯᒪᑦ ᐱᔨᑎᑭᒃᑎᑦ (MC)	102	10	59	18	33	23	10	2
ᓂᐅᕐᔪᓐᓇᐅᑎᑦ (PO)	422	43	193	60	79	54	150	29
ᐱᔨᑎᑎᔾᓂᓯᒪᑦ ᑲᓪᓕᔾᔪᓯᑎᑐᓂᖅ (SC)	294	30	42	13	17	12	235	46
ᑲᑎᒪᒻᒪᓕᑦ	981	100 %	321	100 %	145	100 %	515	100 %

ᐃᓕᔪᑕᓴᓐᓇᓂ ᖃᐅᔨᓴᕐᓂᖃᖅᓴᓐ ᑐᓂᐅᖃᖃᑕᐅᓕᓂᖏᑦ ᐊᖏᐃᓂᓪᓕ ᐊᑕᐅᓕᔾᔨᓗ (7) ᑲᓪᓕᔾᔪᓯᖃᑎᑕᐅᓂᔾᔨᓯᒪᑦ ᖃᓄᐃᓕᒍᓐᓇᓕᓪᓗᐊᑕᖃᖏᑦ ᓄᓇᕗᑦ ᓴᓚᒪᓂᖏᓪᓂ ᐊᑐᖃᐅᔨᔾᔪᑎᒍᑦ ᐃᓄᖕᓂᑦ, ᓄᓇᕗᒻᒥᑦ ᐊᓚᒪᓗ ᐊᓕᖏᓪᓂᑦ. ᓇᓗᓇᐃᕐᐅᑎ ᓀᓴᐅᑎᓄᑦ ᓴᓂᓂᓗᓐᓇᓂ ᓇᓗᓇᐃᖅᑐᓂᓯᒪᑦ ᐃᓄᖕᓂᑦ ᖃᓄᐃᓕᒍᓐᓇᓕᓪᓗᐊᑕᖃᖏᑦ ᐃᓄᖕᓂᑦ, ᓄᓇᕗᒻᒥᑦ ᐊᓕᖏᓪᓂᓕᓪᓗ ᐊᑐᓂ ᑲᓪᓕᔾᔪᓯᑎᑐᓂᓯᒪᑦ ᖃᓄᐃᓕᒍᓐᓇᓕᓪᓗᐊᑕᖃᖏᑦ.

ᐊᒥᓱᓂᓚᕐᖏᑦ ᑕᑯᓴᐅᓂᖃᖅᓯᑎᑐᓄᖅ ᑲᑎᒪᓐᓇᐅᑦ ᐃᓄᐃᑦ ᐊᓚᒪᓗ ᓄᓇᕗᑦ ᐱᓕᕆᔨᐃᑎᖏᑦ ᐊᑭᑐᔪᕐᑐᓄᓇᖃᖅᓯᒪᔭᓕᑎᓄᑦ ᒥᑭᑎᔪᐅᓂᖏᑦ (90% ᑲᑎᒪᓕᔾᔪᓂᑦ, ᖃᖓᑕᓯᓱᓂᑦ ᑲᑕᖅᓯᓂᐅᕐᐊᑦ (63% ᑲᑎᒪᓕᔾᔪᓂᑦ) ᐊᓚᒪᓗ ᐃᓚᓗᐅᔾᔨᓂᓯᒪᑦ (93% ᑲᑎᒪᓕᓕᔾᔪᓂᑦ).

2005/06-ᒥᑦ ᐊᐅᑎᑦ ᑎᓴᒪᑦ ᔪᓴᑎᓂᓂᑦ (80%) ᐱᔨᑎᑎᔾᓂᓯᒪᑦ ᑲᓪᓕᔾᔪᓯᖃᑎᑕᐅᓂᖃᖅ ᑐᓂᐅᕐᓯᒪᓕᔾᔪᓂᑎᑐᓄ ᐊᓯᖏᓪᓂᑦ ᐱᓕᕆᔨᐃᐊᕐᓂᑦ. 2006/07-ᒥᑦ, 77% ᐱᔨᑎᑎᔾᓂᓯᒪᑦ ᑲᓪᓕᔾᔪᓯᖃᑎᑕᐅᓂᖃᖅ ᑐᓂᐅᕐᓯᒪᓕᔾᔪᓂᑎᑐᓄ ᐊᓯᖏᓪᓂᑦ ᐱᓕᕆᔨᐃᐊᕐᓂᑦ. ᖃᑎᒌᒍᑎᐊᖅᑲᓪᓚᖅ ᒪᑦᓯᓂᖅ ᑲᓪᓕᔾᔪᓯᖃᑎᑕᐅᓂᖃᖅᓯᐅᑎᓄᑦ ᓇᓗᓇᐃᖅᑐᓂᖅ ᐊᒥᓱᑦ ᓄᓕᔭᕐᓗᒍ "ᐃᓕᓴᕐᓂᐊᕐᓇᓂᓕᕆᓂᖅ ᐊᓚᒪᓗ "ᑭᓯᓕᔭᕐᓂᐊᕐᓇᓂᓕᕆᓂᖅ ᐃᓄᖕᓂᑦ, "ᐃᓕᓴᕐᓂᐊᕐᓇᓂᔾᔨᒪᓂᖅ", "ᓇᔨᖏᐊᕐᐊᒥ ᑲᒪᑎᓂᖅᓯᓂᔾᔨᒪᓂᖅ", ᐊᓚᒪᓗ "ᑭᓯᓕᔭᕐᓂᐊᕐᓇᖅᓯᓂᔾᔨᒪᓂᖅ" ᐊᓂᓂᐊᖅᓇᓂᑦᓂᓕᓴᕐᓂᒪᓂᓂᒪᓂᓂᖅ. ᐅᓂᒃᑲᓕᐊᒥ ᐊᒥᓱᓂᓚᕐᖏᑦ ᐃᓕᓕᐅᔾᔨᓯᓕᒪᓐᓕᐊᑦ ᐃᓄᖕᓂᑦ ᐊᑎᓕᐅᖅᑕᕐᓂᐊᕐᓕᓴᕐᓂᑎᑐᓄ ᓄᓇᕗᑦ ᐅᑭᐅᖅᑕᕐᓂᑐᒥ ᓯᓚᑦᓂᖅ ᐊᓚᒪᓗ "ᑭᓯᓕᔭᕐᓂᐊᕐᓇᖅᓯᓂᔾᔨᒪᓂᖅ" ᐊᓂᓂᐊᖅᓇᓂᑦᓂᓕᓴᕐᓂᒪᓂᓂᒪᓂᓂᖅ. ᐅᓂᒃᑲᓕᐊᒥ ᐊᒥᓱᓂᓚᕐᖏᑦ ᐃᓕᓕᐅᔾᔨᓯᓕᒪᓐᓕᐊᑦ ᐃᓄᖕᓂᑦ ᐊᑎᓕᐅᖅᑕᕐᓂᐊᕐᓕᓴᕐᓂᑎᑐᓄ ᓄᓇᕗᑦ ᐅᑭᐅᖅᑕᕐᓂᑐᒥ ᓯᓚᑦᓂᖅ ᐊᓚᒪᓗ ᓄᓇᕗᑦ ᕿᐊᓪᓚᐃᖅᑐᓂᖅ. ᑭᓱᐊᐊ ᑲᑐᔾᔨᖃᑎᒌᒍᑎᐊᖅᓯᒪᓕᔾᔪᓂᑎᑐᓄ ᐊᓯᖏᓪᓂᑦ.

ᖃᓄᖅᑭᑐᖅ: 2006/07-ᒥᑦ, ᓂᐅᕐᐊᓴᐃᓐᓇᕐᓂᑦ/ᓂᐅᕐᐊᓚᖅᓇᓂᑦ ᑲᑎᒪᓐᓇᑦ 38%-ᖓᓚᐅᔾᔨᑦ ᐊᖏᓂᖓᓚᒍᑦ ᑲᓪᓕᔾᔪᓂᑦ. ᐃᓕᓴᕐᓂᐊᕐᓇᖅ ᐊᓚᒪ ᐊᖏᐅᒪᓂᖏᓪᓂᖅ 12%-ᖓᓄᑦ ᐊᓚᒪ ᑕᒪᐃᑎᒍᑦ ᐅᖃᐅᓴᕐᔪᐊᓂᓯᒪᑦ ᐱᔨᑎᑎᔾᓂᓯᒪᑦ 44%-ᖓᓚᐅᔾᔨᑦ. ᐊᒥᐊᓴᓂᒃ 6%-ᖓᓚᐅᔾᔨᓕᒫᖅ ᖃᖓᑕᓯᓱᓂᑦ ᓴᓇᕗᑎᐅᓚᓇᖅᑐᑦ.

2. ᑲᓇᑕᒡᒐᔪᓂᖅᓄᓪᓗᑎᑦ ᖃᓄᐃᑦᑐᓄᖅᑭᑦ

ᑕᒪᓐᓇ ᐅᖃᐅᓯᐅᓂᖅ ᖃᐅᔨᓴᕆᐅᓂᖅ ᑲᓇᑕᓴᓐ ᑐᓴᐅᒃᑯᓐᓇᖅᓄᖅ ᐅᓂᓕᓐᓂᖅ ᖃᓄᐃᑦᑐᓄᖅᑭᑦᓄᖅ ᐅᑯᓄᖅ ᐱᖓᓱᓄᖅ ᐊᐃᑲᔪᕆᐅᓯᒪᔪᑦ ᐊᐸᒋᐊᖅᖢᓇᔪᕆᓚᑎᒍᑦ ᒪᓕᒐᓗᑕ:

ᑲᓇᑕᓴ > $5,000-ᒥᑦ <=$25,000-ᓗᑦ
ᑲᓇᑕᓴ > $25,000-ᒥᑦ <=$100,000-ᓗᑦ
ᑲᓇᑕᓴ > $100,000

ᑕᒪᑲᑯᐊ ᐃᓱᖏᐃᐅᔪᓕᒫᑦ ᐊᐃᑲᔪᕆᓚᑎᒍᑦᓄᑦ ᖃᐅᔨᓴᕆᐅᓂᖅᖃᓕᐅᔨᓪᓗᑎᑦ ᐊᖏᓂᒃᖢᒍᑦ ᐊᒻᒪ ᐊᐸᖢᒍᑦ ᐊᒻᒪᓗ ᓱᖏᑎᖏᐅᑲᓇᓕᐅᔨᓪᓗᑎᑦ ᐊᖏᓂᒃᖢᒍᑦ ᐊᒻᒪ ᐊᐸᖢᒍᑦ ᐃᓄᖓᓄᑦ, ᓄᓇᕗᒻᒥᐅᓄᑦ ᐊᒻᒪ ᐊᓱᖏᓐᓄᑦ.

ᖃᐅᔨᒪᔭᐸᑎ ᐊᒋᓇᔅᓴᖅ "ᓄᓇᕗᑦ ᓴᖅᓯᒪᔭᖏᑕ ᑐᓂᐅᖃᖅᐃᓂᖏᓐᓄᑦ ᑲᓇᑕᒡᒐᔪᓂᖅᓄᓪᓗᑎᑦ ᐊᐸᖢᒍᑦ ᑐᓂᐅᓕᕆᓚᑎᒍᑦ - ᑐᓴᖅᓂᖃᖅᓴᖅᑎᑦ ᐊᖏᓂᒃᖢᒍᑦ - ᐃᓕᓴᕆᐅᓕᓐᓂᓄᑦ ᑲᓇᑕᒡᒐᔪᓂᖅᓄᓪᓗᑎᑦ ᐱᖁᑎᓄᑦ" ᓇᓂᓇᐃᕆᐃᓕᓴᖃᖅ ᑲᓇᑕᒡᒐᔪᓂᖅᓄᓪᓗᑎᑦ ᐊᐸᖏᑕ ᑐᓂᐅᖃᖅᖃᑕᐅᓂᖏᓐᓄᑦ ᐊᖏᓂᒃᖢᒍᑦᑎᒍᑦ ᐃᓕᓴᕆᐅᓕᓐᓂᓄᑦ ᐅᓪᓗᓂ ᑲᓇᑕᒡᒐᔪᓂᖅᓄᖅ ᐱᖁᑎᓄᑦ.

ᓄᓇᕗᑦ ᓴᖅᓯᒪᔭᖏᑕ
ᐅᓂᐅᖃᖅᐃᓂᖏᓐᓄᑦ ᑲᓇᑕᒡᒐᔪᓂᖅᓄᓪᓗᑎᑦ ᐊᐸᖢᒍᑦ ᐅᓂᐅᕆᓚᑎᒍᑦ - ᑐᓴᖅᓂᖃᖅᑐᖅ ᐊᖏᓂᒃᖢᒍᑦ
ᐃᓕᓴᕆᐅᓕᓐᓂᓄᑦ ᑲᓇᑕᒡᒐᔪᓂᖅᓄᐅᕆᒍᑦ ᐱᖁᑎᓄᑦ
2006/07

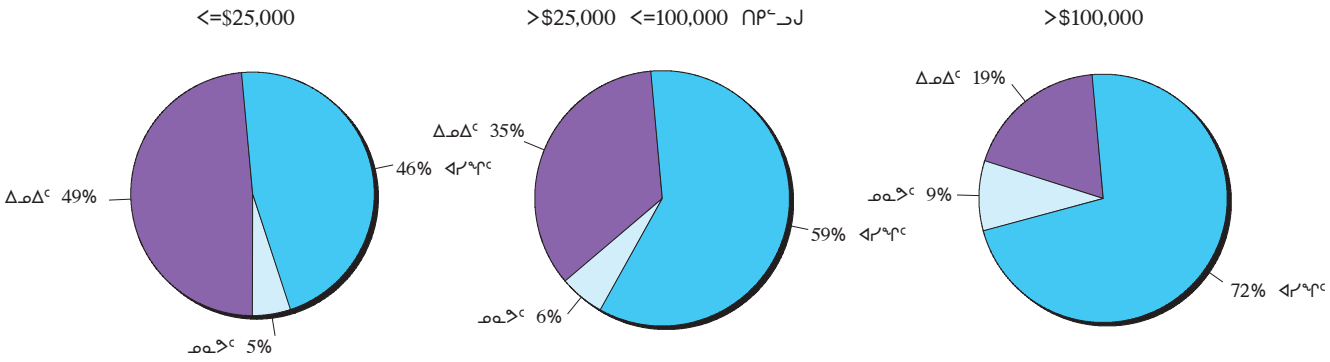

ᐅᓂᐅᖃᖅᐃᓂᖏᓐᓄᑦ ᑲᓇᑕᒡᒐᔪᓂᖅᓄᓪᓗᑎᑦ ᐊᐸᖢᒍᑦ ᐅᓂᐅᕆᑦ - ᑐᓴᖅᓂᖃᖅᑐᖅ ᐊᖏᓂᒃᖢᒍᑦ - ᐃᓕᓴᕆᐅᓕᓐᓂᓄᑦ ᐱᖁᑎᓄᑦ
2006/07

ᖃᓄᐃᑦᑐᓄᖅ	ᐅᓂᐅᕆᖃᖅ		ᐃᓄᐃᑦ		ᓄᓇᕗᑦ		ᐊᓯᖏᑦ	
<=$25,000	533	51 %	259	63 %	27	43 %	247	43 %
>$25,000 ᑎᑭᐅᔪᒍ < =$100,000	333	32	116	28	19	30	198	34
>$100,000	187	18	35	9	17	27	135	23
ᑲᑎᓕᒻᒥᑦ	1,053	100 %	410	100 %	63	100 %	580	100 %

ᑲᑎᕐᕋᑎᑦᑎᓂᒃᓴᑦ ᖃᓄᐃᓕᓚᐅᕐᓂᖅᓯᒪᔭᑦ ᐅᓂᒃᑲᓕᐊᖅ

2005/06

ᖃᓄᐃᓕᖅᑐᓂᖅ	ᑐᓂᐅᐅᔪᖅ		ᐃᓄᐃᑦ		ᓄᓇᕗᑦ		ᐊᓯᖏᑦ	
<=$25,000	526	54 %	189	59 %	83	57 %	254	49 %
>$25,000 ᑎᑭᒋᑲᒍ < =$100,000	283	29	86	27	45	31	152	30
>$100,000	172	18	46	14	17	12	109	21
ᑲᑎᓕᒫᖅᑐᑦ	981	100 %	321	100 %	145	100 %	515	100 %

ᑕᒃᑯᐅ ᐅᖃᐅᓯᐅᑎᓂ ᐅᓂᒃᑲᓯᒪᔨᑦ ᑲᑎᕐᒋᑦ ᐃᓄᐃᑦ ᐊᒻᒪ ᓄᓇᕗᒻᒥᐅᑦ ᓇᖕᒥᓂᔪᓐᓇᖅᑎᑦ ᐱᓕᕆᔨᓂᖅ ᑐᓴᓯᐅᑎᓂᒃ ᒫᓐᓇᐅᔪᓂᖅ ᑐᓂᐅᐅᔪᖅ $25,000 ᑐᖓᓂᒋᑐᓂᒃ. ᐊᐅᖓᑕ ᐊᖏᔪᓕᓴᕐᓕᐊᑎᒋᒍ, ᐃᓄᐃᑦ ᐊᒻᒪ ᓄᓇᕗᒻᒥᐅᑦ ᓇᖕᒥᓂᔪᓐᓇᖅᑎᑦ ᐱᓕᕆᔨᓂᖅ ᑲᑎᕐᓯᒪᔪᓂᖅ ᑲᑎᒋᔨᓂᖅ. ᑕᒪᓐᓇ ᖃᐅᔨᓴᓂᒃ ᓯᓚᕐᓂᒃ ᑕᒥᐸᖅᓄᑦ ᐅᓂᒃᑲᓕᐊᖅ ᒪᓕᖅᓂᖅ.

ᖃᐅᔨᒋᐊᕐᑎ ᐊᓚᔭᖓᓯᒪᔪᖅ ᐊᒻᒪᓗ ᓇᓗᓇᐃᕐᐅᑎ ᓴᓚᐅᑎᓄᑦ ᖁᔭᓐᓄᑦ ᑕᑯᐸᐅᓂᖃᖅᑎᑦᑎᔪᖅ ᑐᓂᐅᖃᖅᑕᐅᓂᖅᓯᒪᔨᑦ ᑲᑎᕐᒋᑦ ᑭᓇᐅᔭᐃᑦ ᐃᓄᐃᓐᓂᑦ ᐊᒻᒪᓗ ᓄᓇᕗᒻᒥᑦ ᐱᖓᓱᓂ ᑭᓇᐅᔭᐃᑦ ᐊᐅᖓᑕ ᖃᓄᐃᑦᑐᓂᑎᒍᑦ: ᐃᓄᐃᓐᓂᑦ ᐊᒻᒪᓗ ᓄᓇᕗᒻᒥᑦ ᑭᓇᐅᔭᐃᑦ ᑭᓯᖃᖅᓂᒃᓴᓇᔨᖓᑕ ᐃᓗᐊᒍᑦ ᓇᓗᓇᐃᖅᑕᐅᓂᒪᑎᓐᓂᑦ:

- 51% ᑲᑎᓕᒫᖅᑐᑦ ᐊᐅᖓ ᑲᑎᕐᓂᑦ ᑲᑎᕐᓯᒪᓐᓂᒃ $5,000.00 ᐊᒻᒪᓗ $25,000.00 ᐊᑯᓂᖅᓴᓂ; ᐃᓄᐃᑦ ᐊᒻᒪᓗ ᓄᓇᕗᑦ ᐱᓕᕆᔨᖓᑦ ᐃᓕᖃᖅᓯᒪᓐᓂᒃ 54% ᑲᑎᕐᓯ ᐊᖏᓂᖅᓯᒍᑦ ᑕᑯᓂ ᐊᐅᖓᑕ ᖃᓄᐃᓕᖅᑐᓂᓚᖅᑎᓂ. ᐅᑯᓂᓇᐊᕐᓯᒪᔨᖅ 2%-ᒥᑦ ᐊᖏᔪᓂᑦ.
- 32% ᑲᑎᕐᓯᒪᔨᑦ $25,000 ᐅᖓᑎᐊᑯᓯᒪᓐᓂᒃ ᐊᒻᒪᓗ $100,000 ᑐᖓᓂᒋᓐᓂᒃ ᐅᑭᐅᓐᓂᑦ ᓇᓕᒧᓐᓂᒃ; ᐃᓄᐃᑦ ᐊᒻᒪᓗ ᓄᓇᕗᑦ ᐱᓕᕆᔨᖓᑦ ᐃᓕᖃᖅᓯᒪᓐᓂᒃ 41% ᑲᑎᕐᓯ ᐊᖏᓂᖅᓯᒍᑦ ᑕᑯᓂ ᐊᐅᖓᑕ ᖃᓄᐃᓕᖅᑐᓂᓚᖅᑎᓂ. ᑲᑕᒃᑭᓕᓯᒪᔨᖅ 5%-ᒥᑦ ᐊᖏᔪᓂᑦ.
- 18% ᑲᑎᕐᒋᖃᖅᑎᑕᐅᓯᒪᓂᐅᔨᑦ ᑲᑎᕐᓯᒪᔨᑦ ᐊᐅᖓ $100,000.00 ᐅᖓᑎᐊᑯᓯᒪᓐᓂᒃ; ᐃᓄᐃᑦ ᐊᒻᒪᓗ ᓄᓇᕗᑦ ᐱᓕᕆᔨᖓᑦ ᐃᓕᖃᖅᓯᒪᓐᓂᒃ 28% ᐊᖏᓂᖅᓯᒍᑦ ᑕᑯᓂᓗ ᑲᑎᕐᒋᖃᖅᑎᑦᑎᓂᓂᐅᔨᔪᓂ. ᑲᑕᒃᑭᓕᓯᒪᔨᖅ 9%-ᒥᑦ ᐊᖏᔪᓂᑦ.

ᖃᐅᔨᓴᙳᐅᓂᖅ ᐃᓕᓴᐅᑎᓯᒪᓐᓇᓂᖅ ᑲᓇᙳᐃᓐᓇᓂᖅᓄᑦ ᐱᔪᓐᓇᖅ

ᖃᐅᔨᓯᐊᕐᑎ ᐊᒋᓐᓴᖃᑦ "ᓄᓇᕗᑦ ᓴᖅᓯᒪᔪᖏᑦ ᑐᓄᐅᖃᐅᔨᓄᖏᑦ ᑲᓇᙳᐃᓐᓇᓂᖅᓄᓪᓕᒍᑦ ᐊᑭᓐᓇᒍᑦ ᑐᓄᓯᕗᓪᓕᐊᓂᒍᑦ - ᑐᓴᓐᓂᖃᖅᑐᑦ ᐊᖏᓂᖅᓇᒍᑦ - ᐃᓕᓴᐅᑎᓯᒪᓐᓇᓂᖅ ᑲᓇᙳᐃᓐᓇᓂᖅᓄᓪᓕᒍᑦ ᐱᔪᓐᓇᖅ" ᓇᓗᓇᐃᔨᐃᓯᒪᓕᕆᖃᖅ ᑲᓇᙳᐃᓐᓇᓂᖅᓄᓪᓕᒍᑦ ᐊᑭᓐᓇᖏᑦ ᑐᓄᐅᖃᖅᓯᕕᐅᓂᖏᑦ ᐊᖏᓂᖅᓇᖏᑦᑎᒍᑦ ᐃᓕᓴᐅᑎᓯᒪᓐᓇᓂᖅ ᑲᓇᙳᐃᓐᓇᓂᖅᓄᖅ ᐱᔪᓐᓇᖅᓄᑦ.

ᓄᓇᕗᑦ ᓴᖅᓯᒪᓕᖅ
ᑐᓄᐅᖃᖅᓯᕕᐅᓂᖏᑦ ᑲᓇᙳᐃᓐᓇᓂᖅᓄᓪᓕᒍᑦ ᐊᑭᓐᓇᒍᑦ ᑐᓄᐅᖃᐅᔨᓄᖏᑦ - ᑐᓴᓐᓂᖃᖅᑐᑦ ᐊᖏᓂᖅᓇᒍᑦ
ᐃᓕᓴᐅᑎᓯᒪᓐᓇᓂᖅ ᑲᓇᙳᐃᓐᓇᓂᖅᓄᓪᓕᐊᑦ ᐱᔪᓐᓇᖅᓄᑦ
2006/07

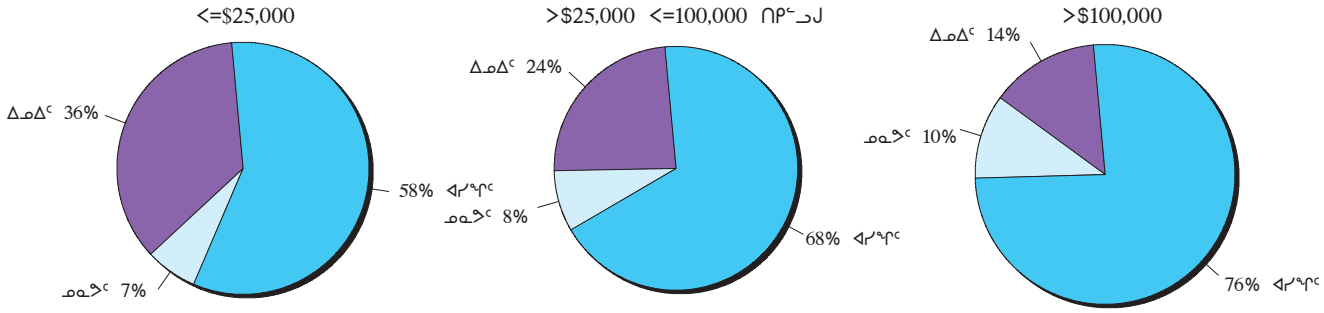

ᑐᓄᐅᖃᖅᓯᕕᐅᓂᖏᑦ ᑲᓇᙳᐃᓐᓇᓂᖅᓄᓪᓕᒍᑦ ᐊᑭᓐᓇᒍᑦ ᑐᓄᐅᖃᐅᔨᓄᖏᑦ - ᑐᓴᓐᓂᖃᖅᑐᑦ ᐊᖏᓂᖅᓇᒍᑦ - ᐃᓕᓴᐅᑎᓯᒪᓐᓇᓂᖅᓄᑦ ᐱᔪᓐᓇᖅᓄᑦ
2006/07

ᖃᓄᐃᓕᐅᓂᖓ	ᑐᓄᐅᖃᐅᔨᖅ		ᐃᓄᐃᑦ		ᓄᓇᕗᑦ		ᐊᓯᖏᑦ	
<=$25,000	256	39 %	91	54 %	17	32 %	148	34 %
>$25,000 ᑎᑭᒪᔭ < =$100,000	234	36	56	33	19	36	159	37
>$100,000	162	25	22	13	17	32	123	29
ᑲᑎᓕᒃᑐᓂᒃ	652	100 %	169	100 %	53	100 %	430	100 %

2005/06

ᖃᓄᐃᓕᐅᓂᖓ	ᑐᓄᐅᖃᐅᔨᖅ		ᐃᓄᐃᑦ		ᓄᓇᕗᑦ		ᐊᓯᖏᑦ	
<=$25,000	208	37 %	45	35 %	25	38 %	138	38 %
>$25,000 ᑎᑭᒪᔭ < =$100,000	213	38	51	40	28	42	134	37
>$100,000	138	25	32	25	13	20	93	25
ᑲᑎᓕᒃᑐᓂᒃ	559	100 %	128	100 %	66	100 %	365	100 %

ᓂᐅᕕᐊᓱᒃᑲᐅᑉᑐᑦ ᑲᔪᓯᖃᖅ ᐱᓯᙳᐅᑎᓪᓗᓂᒃ, ᐅᓄᓯᓂᖏᑦ ᑲᓇᙳᐃᓐᓇᖅᓄᑦ $25,000 ᑐᖓᓕᓯᑦ ᑲᙳᔨᐃᖅᑐᑦ 50%-ᓗᐊᒥᒃ. ᐅᓄᓯᓂᖏᑦ ᑲᓇᙳᐃᓐᓇᖅᓄᑦ $25,000-ᒥᑦ $100,000-ᓗᒍ ᑲᙳᔨᐃᖅᑐᑦ 30%-ᒥᒃ. ᐅᓄᓯᓂᖏᑦ ᑲᓇᙳᐃᓐᓇᖅᓄᑦ $100,000 ᐅᖓᑖᓄᑦ ᑲᙳᔨᐃᖅᑐᑦ 13%-ᑐᐃᓐᓇᒥᒃ.

ᐃᓄᐃᑦ ᐊᐱᒪ ᓄᓇᕗᓚᒥᐅᑦ ᓄᓪᒥᓂᔪᓐᓇᖏᑦ ᐱᓕᕆᓚᕐᓗᑦ ᓴᓪᓕᓐᓂᓚᐅᖅᑎᑦᑎᓂᒃᓴᓕᑦ ᓂᐅᕕᐊᓱᒃᑲᐅᑉᑐᑦ (PO) ᑲᓇᙳᐃᓂᑦ ᑭᓇᐅᔨᑦ ᖁᓛᓂᒃᓴᕐᓗᓂᒃ, ᐱᔨᑎᑎᓂᓂᓪᓕᒍᑦ ᑲᓇᙳᐃᓐᓇᓂᖅᑎᑐᓂᓪᓗᓂᒃᓴᓕᑦ (SC).

ᖃᐅᔨᓴᙳᐅᓂᖅ ᐊᒡᒐᖃᓕᒫᖅ ᐅᒪᒻ ᒪᑉᐱᖁᓪᓗᐊᓂᒃ ᑐᖓᓗᓂ ᖃᐅᔨᓴᖃᓕᒫᓂᖅ ᑲᓇᙳᐃᓐᓇᖅᓄᑦ >$25,000. ᑲᓇᙳᐃᓐᓇᖅᓄᑦ ᐱᔪᓐᓇᖅᓄᑦ ᑭᒡᓕᖃᐃᓐᓇᐅᓂᖃᖅᓂᒃ 277 ᑲᓇᙳᐃᓐᓇᖅᓄᓪᓗ.

ᑲᓛᖃᕐᑎᓂᒃᓴᒃᑯᑦ ᖃᓄᐃᓕᓚᐅᕐᓂᕐᓗᑦ ᐅᓂᒃᑲᓚᐊᖅ

<u>ᐊᑭᑐᑎᖃᕐᓂᖅ ᐃᓄᐃᑦ ᓇᖏᑦᓂᕿᐊᑎᖅᑎᑦ ᐱᓚᕆᕐᕕᖅᖢᓄᑦ</u>

- ᑲᓛᑐᖅᐳᓪᓚᑦ >$5,000-ᒥᑦ <=$25,000-ᓗᑦ ᑐᓂᐅᐅᓪᓚᑦ ᐃᓄᐃᑦ ᓇᖏᑦᓂᕿᐊᑎᖅᑎᑦ ᐱᓚᕆᕐᕕᖅᖢᓄᑦ ᑲᑎᒪᔨᓕᕐᓂᖅᐸᑦ 13%-ᒥᑦ ᐊᖏᔪᓂᓂ.
- ᑲᓛᑐᖅᐳᓪᓚᑦ >$25,000-ᒥᑦ <=$100,000-ᓗᑦ ᑐᓂᐅᐅᓪᓚᑦ ᐃᓄᐃᑦ ᓇᖏᑦᓂᕿᐊᑎᖅᑎᑦ ᐱᓚᕆᕐᕕᖅᖢᓄᑦ 05/06-ᒥᑦ ᐊᐅᑭᑐᐃᓐᓇᖏᑦᖢᖅ.
- ᑲᓐᓄᑐᖅᐳᓪᓚᑦ >$100,000-ᒥᑦ ᑐᓂᐅᐅᓪᓚᑦ ᐃᓄᐃᑦ ᓇᖏᑦᓂᕿᐊᑎᖅᑎᑦ ᐱᓚᕆᕐᕕᖅᖢᓄᑦ ᔪᓴᕐᔨᒻᒥᓕᕐᓂᖅᐸᑦ 9%-ᒥᑦ. ᑕᒪᓐᓇ ᐱᓕᕐᑕᐅᔪᖕᖅᑐᖅ ᐊᑭᑐᓂᖏᓐᓄᑦ ᐊᖏᑦᓂᖏᓐᓇᓂᑦ ᓴᓇᓂᖏᓐᓇᑦ ᑲᓛᑐᖅᐳᓪᓚᑦ ᑲᑎᒪᔨᓕᕐᓂᖅᐸᑦ ᐃᓄᐃᑦ ᓇᖏᑦᓂᕿᐊᑎᖅᑎᑦ ᐱᓚᕆᕐᕕᖅᖢᓄᑦ ᐅᓇᐅᔭ ᓚᓂᓪᓗᑦ ᐊᖏᔪᒍᓗᑦ 06/07-ᓗᑦ.

<u>ᐊᑭᑐᑎᖃᕐᓂᖅ ᓄᓇᕗᒻᒥᐅᓄᑦ ᓇᖏᑦᓂᕿᐊᑎᖅᑎᑦ ᐱᓚᕆᕐᕕᖅᖢᓄᑦ</u>

- ᑲᓛᑐᖅᐳᓪᓚᑦ >$5,000-ᒥᑦ <=$25,000-ᓗᑦ ᑐᓂᐅᐅᓪᓚᑦ ᓄᓇᕗᒻᒥᐅᑕᓄᑦ ᓇᖏᑦᓂᕿᐊᑎᖅᑎᑦ ᐱᓚᕆᕐᕕᖅᖢᓄᑦ ᐱᕐᓴᕐᓚᓪᓕᕐᓂᖅᐸᑦ 5%-ᒥᑦ ᑭᓇᐅᔨᓚᓂᓪᓗᓗᑦ ᐊᖏᔪᒍᓗᑦ 05/06-ᒥᑦ, (7%-ᒥᑦ 12%-ᓗᑦ).
- ᑲᓛᑐᖅᐳᓪᓚᑦ >$25,000-ᒥᑦ <=$100,000-ᓗᑦ ᑐᓂᐅᐅᓪᓚᑦ ᓄᓇᕗᒻᒥᐅᑕᓄᑦ ᓇᖏᑦᓂᕿᐊᑎᖅᑎᑦ ᐱᓚᕆᕐᕕᖅᖢᓄᑦ ᐱᕐᓴᕐᓚᓪᓕᕐᓂᖅᐸᑦ 5%-ᒥᑦ ᑭᓇᐅᔨᓚᓂᓪᓗᓗᑦ ᐊᖏᔪᒍᓗᑦ 05/06-ᒥᑦ, (8%-ᒥᑦ 13%-ᓗᑦ).
- ᑲᓐᓄᑐᖅᐳᓪᓚᑦ >$100,000-ᒥᑦ ᑐᓂᐅᐅᓪᓚᑦ ᓄᓇᕗᒻᒥᐅᑕᓄᑦ ᑦ ᓇᖏᑦᓂᕿᐊᑎᖅᑎᑦ ᐱᓚᕆᕐᕕᖅᖢᓄᑦ ᑲᑎᒪᔨᓕᕐᓂᖅᐸᑦ 1%-ᒥᑦ (10%-ᒥᑦ 9%-ᓗᑦ) ᑭᓇᐅᔨᓚᓂᓪᓗᓗᑦ ᐊᖏᔪᒍᓗᑦ 06/07-ᒥᑦ.

<u>ᐊᑭᑐᑎᖃᕐᓂᖅ ᐊᓯᖏᓐᓄᑦ</u>

- ᑲᓛᑐᖅᐳᓪᓚᑦ >$5,000-ᒥᑦ <=$25,000-ᓗᑦ ᑐᓂᐅᐅᓪᓚᑦ ᐊᓯᖏᓐᓇᑦ ᐱᕐᓴᕐᓚᓂᓪᓗᓗᑦ 8%-ᒥᑦ.
- ᑲᓛᑐᖅᐳᓪᓚᑦ >$25,000-ᒥᑦ <=$100,000-ᓗᑦ ᑐᓂᐅᐅᓪᓚᑦ ᐊᓯᖏᓐᓇᑦ ᑲᑎᒪᔨᓚᓂᓪᓗᓗᑦ 5%-ᒥᑦ.
- ᑲᓐᓄᑐᖅᐳᓪᓚᑦ >$100,000-ᒥᑦ -ᑐᓂᐅᐅᓪᓚᑦ ᐊᓯᖏᓐᓇᑦ ᑲᑎᒪᔨᓚᓂᓪᓗᓗᑦ 9%-ᒥᑦ, ᑕᒪᓐᓇ ᐱᓕᕐᑕᐅᓗᐊᖅᑐᖅ ᐅᓇᖏᑦᑐᔪᓗᓗᐃᑦ ᐊᖏᔪᓂᑦ ᓴᓇᓂᖏᓐᓇᑦ ᑐᓂᐅᐅᓂᖏᓐᓂᑲ (ᐊᑕᐅᓯᑐᐊᖅ 06/07-ᒥᑦ)

ᖃᐅᔨᓴᕐᕕᓂᖅ ᑲᓇᑕᒥᖅᑎᑦᓂᒃᑯᑦ ᖃᓄᐃᑦᑐᓂᖅ

ᑲᓇᑕᒧᐊᓂᓄ >$25,000 ᑎᑭᓗᒍ <=$100,000: ᐊᑭᖓᒍᑦ ᑐᐃᔨᐅᓯᒪᔪᑦ

ᖃᐅᔨᓯᐊᕐᑎᑎ ᐊᒡᓚᑦᑐᖅ "ᓄᓇᕗᑦ ᓴᖅᓯᓐᓄᑦ ᑐᓂᐅᖃᖅᐃᓂᖓᑦ ᑲᓇᑕᒥᖅᑎᑦᓂᒃᑯᑦ ᖃᓄᐃᑦᑐᓂᖅᓄᑦ - ᑐᙵᓂᖃᖅᑐᑦ ᐊᑭᖓᒍᑦ - ᑲᓇᑕᒧᐊᓂᓄ >$25,000 ᑎᑭᓗᒍ <=$100,000 - ᐃᓕᓴᐅᑎᓯᒪᓂᖅ ᑲᓇᑕᒥᖅᑎᑦᓂᒃᑯᑦ ᐱᔭᕇᓂᖅᓄᑦ" ᓇᓗᓇᐃᔨᐅᓯᒪᔪᖅ ᑲᓇᑕᒥᖅᑎᑦᓂᒃᑯᑦ ᖃᓄᐃᑦᑐᓂᖅᓄᑦ ᐊᑭᖓᒍᑦ ᑲᓇᑕᒧᐊᓂᓄ $25,000 ᐅᖓᑎᐊᒋᑐᓂᓄᑦ ᐊᒻᒪᓗ $100,000 ᑐᖓᔪᒋᑐᓂᓄᑦ ᓇᓕᒻᒥᖅᖃᓄᐃᓗᓐᓂᒋᑦ ᐃᓕᓴᐅᑎᓯᒪᓂᖅ ᑲᓇᑕᒥᖅᑎᑦᓂᒃᑯᖅ ᐱᖓᓱᓄᑦ.

ᓄᓇᕗᑦ ᓴᖅᓯᓐᓄ
ᑐᓂᐅᖃᖅᐃᓂᖓᑦ ᑲᓇᑕᒥᖅᑎᑦᓂᒃᑯᑦ ᖃᓄᐃᑦᑐᓂᖅᓄᑦ - ᑐᙵᓂᖃᖅᑐᑦ ᐊᑭᖓᒍᑦ
ᑲᓇᑕᒧᐊᓂᓄ >$25,000 ᑎᑭᓗᒍ <=$100,000
ᐃᓕᓴᐅᑎᓯᒪᓂᖅ ᑲᓇᑕᒥᖅᑎᑦᓂᒃᑯᐅᓪᓗᑦ ᐱᖓᓱᓄᑦ
2006/07

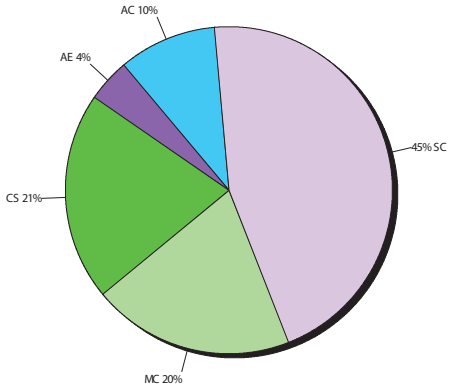

ᑐᓂᐅᖃᖅᑕᐅᓂᖓᑦ ᑲᓇᑕᒥᖅᑎᑦᓂᒃᑯᑦ ᐊᑭᖓᑦ ᑐᐃᔨᐅᓯᒪᔪᑦ - ᑐᙵᓂᖃᖅᑐᑦ ᐊᑭᖓᒍᑦ
ᑲᓇᑕᒧᐊᓂᓄ >$25,000 ᑎᑭᓗᒍ <= $100,000 - ᐃᓕᓴᐅᑎᓯᒪᓂᖅ ᐱᖓᓱᓄᑦ (ᑕᐅᓴᖅᖢᓂᑦ)

ᖃᓄᐃᑦᑐᓂᖅ	2006/07		2005/06	
ᖃᖅᓯᑦᓯᒥᒃ ᓴᓪᕕᖅᓯᓂᖃᖅ (AC)	$ 1,188	10%	$ 273	2%
ᐃᒡᓗᒥᒃ ᑎᑎᕋᐅᔨᓂᖃᖅ/ᓴᓇᓂᖃᖅ (AE)	520	4	463	4
ᐅᖃᐅᔨᔪᐃᓂᓕᒥᑦ ᐱᔨᑎᑎᕋᑎᑦ (CS)	2,512	21	2,198	19
ᒥᑭᔅᑐᑎᓂᒃ ᓴᓇᓂᖃᖅ ᐅᓴᓐᓂᒃᑯᓂᖅ ᐊᖃᕈᐅᓚᑎᑎᓂᓕᒥᑦ ᐱᔨᑎᑎᕋᑎᑦ (MC)	2,435	20	3,011	26
ᐱᔨᑎᑎᕐᓂᒥᑦ ᑲᓇᑕᒥᖅᑎᑦᓂᖅᓄᑦ (SC)	5,543	45	5,734	49
ᑲᑎᓕᒻᓗᑎᑦ	$ 12,198	100 %	$ 11,679	100 %

86% ᑲᓇᑕᒧᐊᓂ ᐊᑭᖓᒍᑦ ᐊᑭᖓᖅᑎᑕᐅᓂᖓᑦ ᑭᓚᓂᖓᖅᑎᑕᐅᔪᓂ ᐊᑐᖅᑕᐅᓯᒪᓕᒻᓗᑎᑉ ᐅᖃᐅᔨᔪᐃᓐᓇᓂᑦ, ᒥᑭᔅᑐᑎᑦ ᓴᓇᔨᓴᐊᓕᓂᖓᓂᑦ ᐊᒻᒪᓗ ᐊᖃᕈᐅᓚᑎᑎᓂᓕᒥᑦ (ᓯᖅᓕᓚᒥ ᐊᐅᓚᔪᔭᓂᓂᑦ ᐊᒻᒪᓗ ᐊᖃᕈᐅᓚᑎᑎᓂᓕᒥᑦ ᑭᓇᐅᔨᖓᑐᐃᓴᖅᑐᑦ) ᐊᒻᒪᓗ ᑭᓯᓚᑦᓂᓄᑦ ᐱᔨᑎᑎᕋᑎᑦ ᑲᓇᑕᒥᖅᑎᑦᓂᒃᑯᑦ.

ᑲᓇᖏᑎᑦᑎᓂᒃᑯᑦ ᖃᓄᐃᓕᓚᐅᖏᓂᒍᑦ ᐅᓂᒃᑲᓕᐊᖅ

ᑲᓇᖏᕐᓯᔪᓄᑦ > $25,000 ᑎᑭᓪᓗᒍ <= $100,000: ᐊᖏᓂᖅᓯᒍᑦ ᖃᓄᐃᓐᒋᓂᖅᓂ

ᖃᐅᔨᒋᐊᕐᑎᑐ ᐊᒡᓚᓵᖅ "ᓄᓇᕗᑦ ᓴᖅᓯᒪᔭᖏᑕ ᑐᓂᒃᑯᑦ ᑲᓇᖏᑦᖃᐅᑎᓂᒃᑐᒍᑦ ᑲᓇᖏᑦᑕᐃᓂᖅᓯᒍᑦ ᖃᓄᐃᓐᒋᓂᖅᓯᒍᑦ - ᑐᓴᖅᓂᖃᖅᑐᑦ ᐊᖏᓂᖅᓯᒍᑦ - ᑲᓇᖏᑦᑕᐃᓂᖅᓯᔪᓄᑦ > $25,000 ᑎᑭᓪᓗᒍ <= $100,000 - ᐃᓕᓴᐅᑎᒋᓚᐅᓂ ᑲᓇᖏᑦᖃᐅᑎᓂᒃᑐᒍᑦ ᐱᔭᕐᓂᖅᓯᒪᓂᖅ" ᓇᓗᓇᐃᒃ ᐃᓕᓴᕐᖃᖅ ᑲᓇᖏᑦᖃᐅᑎᓂᒃᑐᒍᑦ ᖃᓄᐃᓐᒋᓂᖅᓯᒪᓕᕐᓂᓗ ᐊᖏᓂᖅᓯᒍᑦ ᑲᓇᖏᑦᑕᐃᓂᖅᓯᔪᓄᑦ $25,000 ᐅᖓᑎᐊᖅᓱᒋᓂᑦ ᐊᒻᒪᓗ $100,000 ᑐᖓᔪᓱᒋᓂᑦ ᓇᓕᒻᓂᓄᖅᓱᓂᑦᓴᖅᓱᑦ ᐃᓕᓴᕐᖃᖅᑎᑦᑎᓂᒃᑐᒍᑦ ᑲᓇᖏᑦᖃᐅᑎᓂᒃᑐᒍᑦ ᐱᔭᕐᓂᖅᓯᒪᓂᖅ.

ᓄᓇᕗᑦ ᓴᖅᓯᒪᓕᖅ
ᑐᓂᐅᖃᖅᐃᓂᖏᑦ ᑲᓇᖏᑦᖃᖅᑎᑦᑎᓂᒃᑐᒍᑦ ᖃᓄᐃᓐᒋᓂᖅᓯᒪᔭᖏᑦ - ᑐᓴᖅᓂᖃᖅᖃᓕᖅ ᐊᖏᓂᖅᓯᒪᔭᖏᑦ
ᑲᓇᖏᑦᖃᐅᑎᓂᒃᑐᒍᑦ >$25,000 ᑎᑭᓪᓗᒍ <= $100,000
ᐃᓕᓴᕐᖃᖅᑎᑦᑎᓂᒃᑐᒍᑦ ᑲᓇᖏᑦᖃᐅᑎᓂᒃᑎᓂᐅᕐᓂᖅ ᐱᔭᕐᓂᖅᓯᒪᓂᖅ
2006/07

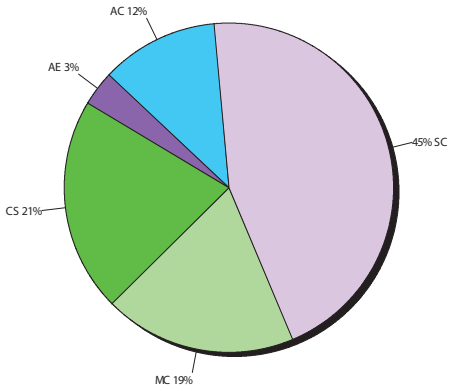

ᑐᓂᐅᖃᖅᖃᓕᐅᓂᖏᑦ ᑲᓇᖏᑦᖃᐅᑎᓂᑎᓂᒃᑐᒍᑦ ᐊᑭᖏᑦ ᑐᐃᐅᓕᒻᓂᕐᓂᖅ - ᑐᓴᖅᓂᖃᖅᖃᓕᖅ ᐊᖏᓂᖅᓯᒪᔭᖏᑦ
ᑲᓇᖏᑦᖃᐅᑎᓂᒃᑐᒍᑦ >$25,000 ᑎᑭᓪᓗᒍ <= $100,000 - ᐃᓕᓴᕐᖃᖅᑎᑦᑎᓂᒃᑐᒍᑦ ᐱᔭᕐᓂᖅᓯᒪᓂᖅ

ᖃᓄᐃᓐᒋᓂᖅᓯᒪᔭᖏᑦ	2006/07		2005/06	
ᖃᖅᓴᓕᓗᑎᓪ ᓴᓕᖃᖅᓯᓂᖅ (AC)	27	12%	7	3%
ᐃᒡᓗᑎᓪ ᑎᑎᕋᐅᔨᓂᖅ/ᓴᓇᓂᖅ (AE)	8	3	11	5
ᐅᖃᐅᔨᔪᐃᓂᓕᒍᑦ ᐱᔨᑦᑎᕋᕈᑎᑦ (CS)	49	21	42	20
ᒥᑭᑐᑎᓂᓪ ᓴᓇᓂᖅ ᐅᑦᔪᓐᓇᖅᑐᑦ ᐊᖅᑭᐅᒪᑦᑎᓂᓕᒍᑦ ᐱᔨᑦᑎᕋᕈᑎᑦ (MC)	44	19	51	24
ᐱᔨᑦᑎᕋᓕᒍᑦ ᑲᓇᖏᑦᖃᐅᑎᓂᒃᑐᒍᑦ (SC)	105	45	102	48
ᑲᑎᓕᒻᓗᑦ	233	100 %	213	100 %

85% ᑲᓇᖏᑦᖃᐅᑦ ᐊᖏᓂᓚᒃᖅᓱᒃ ᑕᐅᔭᓂ ᐊᑭᖅᑕ ᑭᓕᓂᖅᓯᓂᓚᒃᖅᓱᒃᓇᓂᓄᑦ ᑐᐃᖅᑲᓕᐅᕐᓂᑦ, ᒥᑭᑐᑎᑦ ᓴᓇᒃᑲᒃᑎᓚᐊᓕᓂᓄᑦ ᐊᒻᒪᓗ ᐃᖅᑲᐅᒪᑦᑎᓂᒃᑐᒍᑦ (ᓯᐅᓕᓕᒥ ᐊᐅᓚᑦᔨᐊᓂᓄᑦ ᐊᒻᒪᓗ ᐃᖅᑲᐅᒪᑦᑎᓂᒃᑐᒍᑦ ᑭᓇᐅᒃᖃᑐᖅᑎᓴᕐᓂᕐᒪᑦ) ᐊᒻᒪᓗ ᑭᓯᓚᓕᓂᑦ ᐱᔨᑦᑎᕋᕈᑎᑦ ᑲᓇᖏᑦᖃᐅᑎᓂᒃᑐᒍᑦ.

ᑲᓇᙳᔪᖅᓴᓄᑦ >$25,000 ᑎᑭᓕᒍᒍ <=$100,000: ᐊᑭᖏᒍᑦ: ᐃᓕᓴᕆᕕᐅᔪᖅᑎᑦᑎᓂᒃ

ᖃᐅᔨᓴᐊᔾᔨᑎ ᐊᒋᐊᓪᓕᖅ "ᓄᓇᕗᑦ ᓴᖅᓯᓐᓂᒃᑯᑦ ᑐᓄᖃᖅᐳᖅᑎᓂᒃ ᑲᓇᙳᑦᑎᓂᑎᓂᔪᓐᓇᖅᑐᑦ ᐃᓕᓴᕆᕕᐅᔪᓂᖅᓯᒪᓂᖅ ᖃᓄᐃᓕᑦᑐᖏᓐᓇᖅᑐᑦ -
ᑐᓴᖏᓂᖃᖅᑐᑦ ᐊᑭᖏᒍᑦ - ᑲᓇᙳᔪᖅᓴᓄᑦ >$25,000 ᑎᑭᓕᒍᒍ <=$100,000 - ᐃᓕᓴᕆᕕᑎᑭᓐᓇᓂᒃ ᑲᓇᙳᑦᑎᓂᑎᓂᔪᓐᓇᖅᑐᑦ ᐱᖁᑎᓂᓗ"
ᓇᓗᓇᐃᒪᐃᓕᒪᔾᖃᖅ ᑲᓇᙳᑦᑎᓂᑎᓂᔪᓐᓇᖅᑐᑦ ᐃᓕᓴᕆᕕᐅᔪᓂᖅᓯᒪᓂᖅ ᖃᓄᐃᓕᑦᑐᖏᓐᓇᖅᑐᖅᓯᒪᓂᖅ ᐊᑭᖏᒍᑦ ᑲᓇᙳᔪᖅᓴᓄᑦ $25,000 ᐅᖏᓕᐊᓂᕐᓗᓂᒃ ᐊᓪᓚᓗ
$100,000 ᑐᖓᓂᕐᓗᓂᒃ ᓇᓕᓕᖅᖃᖅᓗᓐᓂᒋᓂᒃ ᐃᓕᓴᕆᕕᑎᑭᓐᓇᓂᖅᖃᖅ ᐱᖁᑎᓂᒃ

ᓄᓇᕗᑦ ᓴᖅᓯᓐᓂ
ᑐᓴᖏᓂᖃᖅᑐᑦ ᑲᓇᙳᑦᑎᓂᑎᓂᔪᓐᓇᖅᑐᑦ ᐃᓕᓴᕆᕕᐅᔪᓂᖅᓯᒪᓂᖅ ᖃᓄᐃᓕᑦᑐᖏᓐᓇᖅᑐᑦ -
ᑐᓴᖏᓂᖃᖅᑐᖅ ᐊᑭᖏᒍᑦ
ᑲᓇᙳᔪᖅᓴᓄᑦ >$25,000 ᑎᑭᓕᒍᒍ <=$100,000
ᐃᓕᓴᕆᕕᐅᔪᓂᖅᓯᒪᓂᖅ ᐱᖁᑎᓂᒃ
2006/07

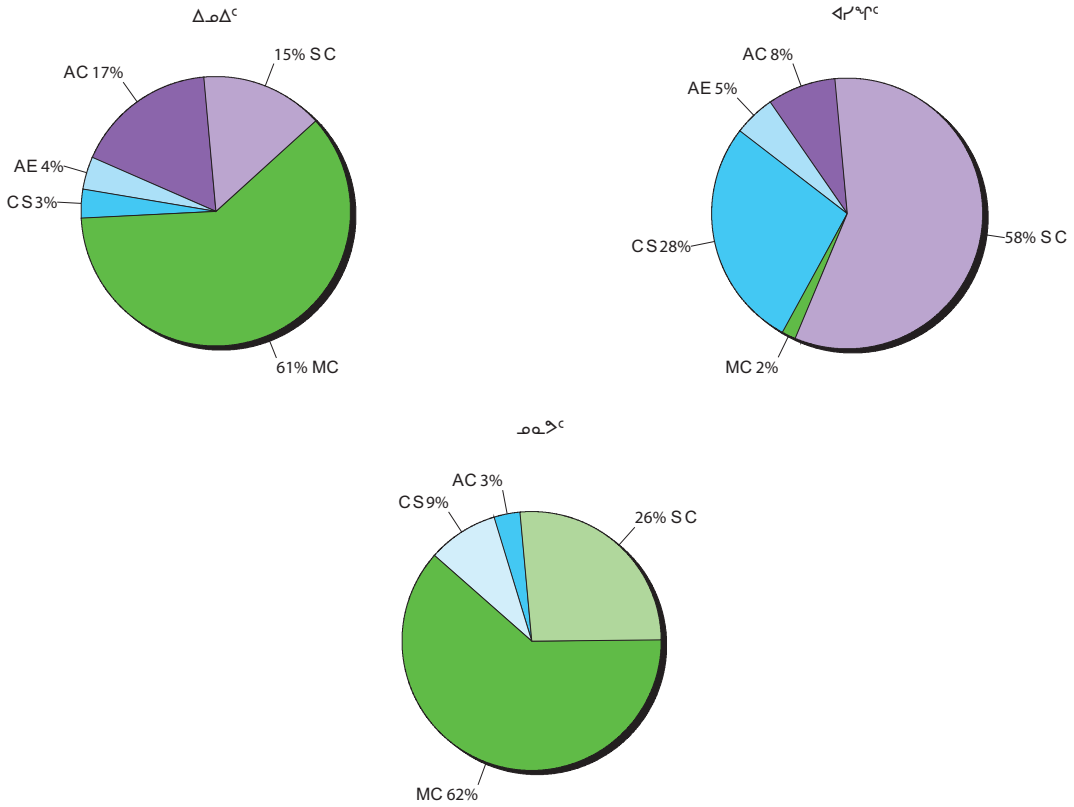

ᑕᕐᕋᓂ ᐃᓕᖅᓂ ᖃᒥᕐᔪᓂᖅᓴᖅ ᑲᓇᙳᑦᑎᓂᒃ $25,000 ᐅᖏᓀᓂᐊᓕᕐᓗᓂᒃ ᐊᓪᓚᓗ $100,000 ᑐᖓᓂᕐᓗᓂᒃ ᓇᓕᓕᖅᖃᖅᓗᓐᓂᒋᓂᒃ
ᐃᓕᓴᕆᕕᐅᔪᓂᖅᓯᒪᓂᖅ ᓂᐅᐹᓪᓕᐅᑎᓂᒃ ᑲᓇᙳᑦᑎᓂᒃ. ᖃᐅᔨᓴᐊᔾᔨᑎ ᐊᓚᖓᖅᖃᓕᕐᓂᖅ ᐊᓪᓚᓗ ᓇᓗᓇᐃᒪᐃᓕᒪᔾᖃᖅ ᐊᓪᓚᓗ ᓇᓗᓇᐃᒪᐃᓕᒪᔾᖃᖅ ᐅᓪᓗᕆᓂᒃ ᖃᓄᐃᓕᑦᑐᖏᓐᓇᖅᑐᑦ
ᖃᐅᔨᓴᐊᔾᔨᑎᑦᑐᖅ ᑕᑯᐊᐅᓂᖅᖃᖅᑎᑦᑎᓂᑐᖅ ᑐᓂᐅᖅᖃᐅᓂᖅᓯᒪᓂᖅ ᐊᓂᔨᖏᑦᑐᑦ ᑲᓇᙳᑦᑎᓂᑎᓂᔪᓐᓇᖅᑐᑦ ᖃᓄᐃᓕᑦᑐᖏᓐᓇᖅᑐᑦ ᐃᓄᐃᑦ, ᓄᓇᕗᑦ ᐊᓪᓚᓗ
ᐊᓯᖏᑦ ᐱᓕᕆᔨᖁᑎᖏᓐᓄᑦ.

ᐃᓄᐃᑦ ᐊᓪᓚᓗ ᓄᓇᕗᑦ ᐱᓕᕆᔨᖁᑎᖏᓐᓇᖅᑐᑦ ᓴᓇᖅᑐᓂᒃ 91% ᐊᑭᖏᑐᓂᒃ ᒥᑭᔪᑎᑦ ᓴᓇᕐᕕᐅᕆᐊᓕᖅᓂᒃ ᐊᓪᓚᓗ ᐋᖅᑭᐅᒪᑎᑦᑎᓂᓕᒃᑯᑦ
ᐱᔨᑦᑎᕋᑎᑦ ᑲᓇᙳᑦᑎᓂᒃ 2005/06-ᒥᑦ. 2006/07-ᒥᑦ ᓴᓇᖅᑐᓂᒃ 94%-ᒥᑦ. 3%-ᒥᑦ ᖁᔭᓐᓇᕐᓂᔪᓂᒃ.

ᑲᓇᑕᖏᑎᓂᒃᑯᑦ ᖃᓄᐃᓕᓴᕐᓂᖅᓯᒪᑦ ᐅᓂᒃᑲᓕᕆᖅ

ᑐᓂᐅᖃᖅᑕᐅᓂᖅᑎᑦ ᑲᓇᑕᖏᑦᑕᖏᑎᓂᖅᓯᒪᑦ ᐃᓕᓴᕆᐅᓪᓗᒍᓚᐅᖅᑕᑦ ᖃᓄᐃᑦᑐᓂᖅᑎᒍᑦ - ᑐᖅᓯᓂᖃᖅᑐᑐᒍ ᐊᑭᖅᓯᒍᑦ
ᑲᓇᑕᖏᓚᐅᓂᑦ >$25,000 ᑎᑭᒡᓗᒍ <=$100,000 - ᐃᓕᓴᕐᑎᑭᓚᐅᓂᓂ ᐱᖓᑎᑦ
2006/07
(ᑕᐅᓴᖅᑭᒡᓗᑦᑐᑦ)

ᖃᓄᐃᑦᑐᓂᖅ	ᑐᓂᓗᐅᔪᖅ		ᐃᓄᐃᑦ		ᓄᓇᕗᑦ		ᐊᓯᖏᑦ	
ᖃᖅᓯᒃᓯᒪᒃ ᓴᓇᖅᓯᓂᖅ (AC)	$ 1,188	$ 458	39%	$ 35	3%	$ 695	59%
ᐃᓚᓗᒃ ᑎᑎᕐᔪᑎᓂᖅ/ᓴᓇᓂᖅ (AE)	520	105	20	-	-	415	80
ᐅᖃᐅᔾᔨᐃᓂᓪᓗᑦ ᐱᔨᑎᑎᕐᑎᑦ (CS)	2,512	93	4	94	4	2,325	95
ᒥᑭᔭᑎᓂᒃ ᓴᓇᓂᖅ ᐅᕐᓯᓗᓐᓂᓕ ᐊᖏᕈᒪᓕᑎᓂᓪᓗᑦ ᐱᔨᑎᑎᕐᑎᑦ (MC)	2,435	1,636	67	658	27	141	6
ᐱᔨᑎᑎᕐᓂᓪᓗᑦ ᑲᓇᑕᖏᑦᑕᖏᑎᓂᖅ (SC)	5,543	395	71	280	5	4,868	88
ᑲᑎᓕᒻᒥᑦ	$ 12,198	$ 2.687	22%	$ 1,067	9%	$ 8,444	69%

2005/06
(ᑕᐅᓴᖅᑭᒡᓗᑦᑐᑦ)

ᖃᓄᐃᑦᑐᓂᖅ	ᑐᓂᓗᐅᔪᖅ		ᐃᓄᐃᑦ		ᓄᓇᕗᑦ		ᐊᓯᖏᑦ	
ᖃᖅᓯᒃᓯᒪᒃ ᓴᓇᖅᓯᓂᖅ (AC)	$ 273	$ 155	57%	$ -	-%	$ 118	43%
ᐃᓚᓗᒃ ᑎᑎᕐᔪᑎᓂᖅ/ᓴᓇᓂᖅ (AE)	463	-	-	31	7	432	93
ᐅᖃᐅᔾᔨᐃᓂᓪᓗᑦ ᐱᔨᑎᑎᕐᑎᑦ (CS)	2,198	177	8	110	5	1,911	87
ᒥᑭᔭᑎᓂᒃ ᓴᓇᓂᖅ ᐅᕐᓯᓗᓐᓂᓕ ᐊᖏᕈᒪᓕᑎᓂᓪᓗᑦ ᐱᔨᑎᑎᕐᑎᑦ (MC)	3,011	1,610	53	1,139	38	262	9
ᐱᔨᑎᑎᕐᓂᓪᓗᑦ ᑲᓇᑕᖏᑦᑕᖏᑎᓂᖅ (SC)	5,734	1,069	19	380	7	4,285	75
ᑲᑎᓕᒻᒥᑦ	$ 11,679	$ 3.011	26%	$ 1,660	14%	$ 7,008	60%

ᖃᒥᑦᑭᐊᖅᓂᖅ 2006/07-ᒥᑦ ᑲᓇᑕᒥᓕᒫᓂᒃ >425,000-ᒥᑦ <=4100,000-ᓗᑦ

ᑲᓇᑕᖏᓐᓄᑦ ᐅᑯᓇᓂ ᐊᑭᓕᖅᓂᖅ, 22%-ᖓᔪᖅ ᑲᑎᒪᓗᒥᑦ ᐊᑭᙵᖅᓂᒃ ᑐᓂᒃᐅᓕᐅᕐᔪᑎᑦ ᐃᓄᐃᑦ ᓇᖕᒥᓂᖅᑎᙵᑦ ᐱᓕᕆᓂᖅᓂᑦ ᐊᒻᒪ 9% ᑐᓂᒃ ᐅᑉᓗᑎᒃ ᓄᓇᕗᒻᒥᐅᑕᓄᑦ ᓇᖕᒥᓂᕐᓂᓄᑦ. ᐸᒥᐊᒃᑯᖓ 69%-ᖓᔪᖅ ᑐᓂᒃᐅᓕᐅᕐᔪᑎᑦ ᐱᓕᕆᔨᕐᐃᓐᓇᖅᑐᑦ ᐃᓕᓴᕐᓂᒥᓂᑐᓂᒃ ᐊᑎᖃᑎᒋᒃᐅᓐᓇᖅᓄᒃ ᓄᓇᕗᑦ ᑐᙵᕐᓚᐃᒃᑯᖓᓄᑦ ᐅᑦᓯᓗᓐᓂᑦ ᑲᓴᒪᒃᑯᓄᑦ ᓄᓇᕗᒻᒥᑦ, ᓄᓇᕗᒻᒥᑦ ᓇᖕᒥᓂᖅᖃᓄᐃᓂᑐᐃᓐᓇᖅᑐᑦ ᐊᑕᓂ. ᐅᖃᖓᑦᑐᐃᑦ ᑕᒃᑯᐊ ᐱᓕᕆᔨᕐᓂᐊᖅ ᐅᖃᐅᓕᖅᑐᑦ ᐊᓯᖏᓐᓂᕐᑐᓂᒃ ᓄᓇᕗᒻᒥᐅᑕᐅᖏᓐᓂᖓᓐᓂᑦ. ᐅᖃᓕᓴᒃᑐᐃᑦ, ᐊᒥᓱᐃᑦ ᓄᓇᕗᒻᒥᑦ ᐱᓕᕆᔨᕐᓂᐊᖅ ᓇᓗᓇᐃᓕᐅᕐᓯᒪᖓᑕᒥᒃᑕ ᐱᒃᐊᑎᖓᕐᓯᒪᓕᐅᕐᓯᒪᓂᖅᓂᑦ. ᐃᓕᓴᖃᓐᓂᑦᑐᐃᓗᑐᐃᓐᓇᖅᑐᑦ ᐃᓕᓴᕐᓂᒥᓂᑐᓂᒃ ᐊᑎᖃᑎᒋᒃᐅᓐᓇᖅᑐᑦ ᐱᓕᕆᔨᕐᓂᐊᖅ ᐊᑎᖃᑎᒋᒃᐅᓐᓇᖅᑐᑦ ᐃᓕᓴᕐᓂᒥᓂᑐᓂᒃ ᐊᑎᖃᑎᒋᒃᐅᓐᓇᖅᑐᑦ ᐱᓕᕆᔨᕐᓂᐊᖅ ᐊᑎᖃᑎᒋᒃᐅᓐᓇᖅᑐᑦ ᐃᓕᓴᕐᓂᒥᓂᑐᓂᒃ

ᑲᑎᕐᕋᑎᑦᑎᓂᒃᑯᑦ ᖃᓄᐃᓕᐅᕗᖅᓂᖅᓯᒪᑦ ᐅᓂᒃᑲᓕᐊᖅ

ᑲᑎᕐᕋᕐᓴᕆᓄᑦ >$25,000 ᐊᖏᓗ <=$100,000 ᐊᖑᓂᓐᓄᕐᔪᑦ ᐃᓕᑕᕆᐅᔾᔪᓕᕆᑦ

ᖃᐅᔨᓴᐃᖅᑎᑐ ᐊᒋᐊᓪᓚᖅ "ᓄᓇᕗᑦ ᓴᖅᓯᒪᔭᖏᑕ ᑐᓂᐅᖃᐃᓂᖏᓐᓂᑦ ᑲᑎᕐᕋᖃᑎᒌᖏᓪᓗᒍᑦ ᐃᓕᑕᕆᐅᔾᔪᓕᕆᑦ ᖃᓄᐃᓕᑐᐃᓐᓂᖏᓐᓇᑦ - ᑐᓐᖏᓂᖃᖅᑐᑦ ᐊᖑᓂᓐᓄᕐᔪᑦ - ᑲᑎᕐᕋᕐᓴᕆᓄᑦ >$25,000 ᐊᖏᓗ <=$100,000 - ᐃᓕᓴᐅᑎᔾᓚᓂᓕ ᑲᑎᕐᕋᖃᑎᒌᖏᓪᓗᒍᑦ ᐱᔭᕇᓂᖅ" ᓇᓗᓇᐃᔾᐃᓕᔾᔨᖃᑦᑕ ᑐᓂᐅᖃᖅᑕᐅᓂᖏᓐᓂᑦ ᑲᑎᕐᕋᖃᑎᒌᖏᓪᓗᒍᑦ ᐃᓕᑕᕆᐅᔾᔪᓕᕆᑦ ᖃᓄᐃᓕᑐᐃᓐᓂᖏᓐᓄᑐᓗ ᐊᑭᖓᔪᑦ ᑲᑎᕐᕋᕐᓴᕆᓄᑦ $25,000 ᐅᖓᑎᐊᖁᓪᓕᓂᑦ ᐊᖑᓗᒃ $100,000 ᑐᖓᔪᖁᓪᓕᓂᑦ ᓇᓕᓗᓂᖃᖅᓱᓕᖁᓪᓕᓂᑦ ᐃᓕᓴᐅᑎᔾᓚᓂᓕ ᐱᔭᕇᓂᖅ.

ᓄᓇᕗᑦ ᓴᖅᓯᒪᓂᖅ
ᑐᓂᐅᖃᖅᐃᓂᖏᓐᓂᑦ ᑲᑎᕐᕋᖃᑎᒌᖏᓪᓗᒍᑦ ᐃᓕᑕᕆᔨᓯᒪᓂᖏᓪᓗᒍᑦ ᖃᓄᐃᓕᑐᐃᓐᓂᖅᓯᒪᔪᑦ - ᑐᓐᖏᓂᖃᖅᑐᑦ ᐊᖑᓂᓐᓄᕐᔪᑦ
ᑲᑎᕐᕋᕐᓴᕆᓄᑦ >$25,000 ᐊᖏᓗ <= $100,000
ᐃᓕᓴᐅᑎᔾᓚᓂᓕ ᑲᑎᕐᕋᖃᑎᒌᖏᓪᓗᐅᔪᑦ ᐱᔭᕇᓂᖅ
2006/07

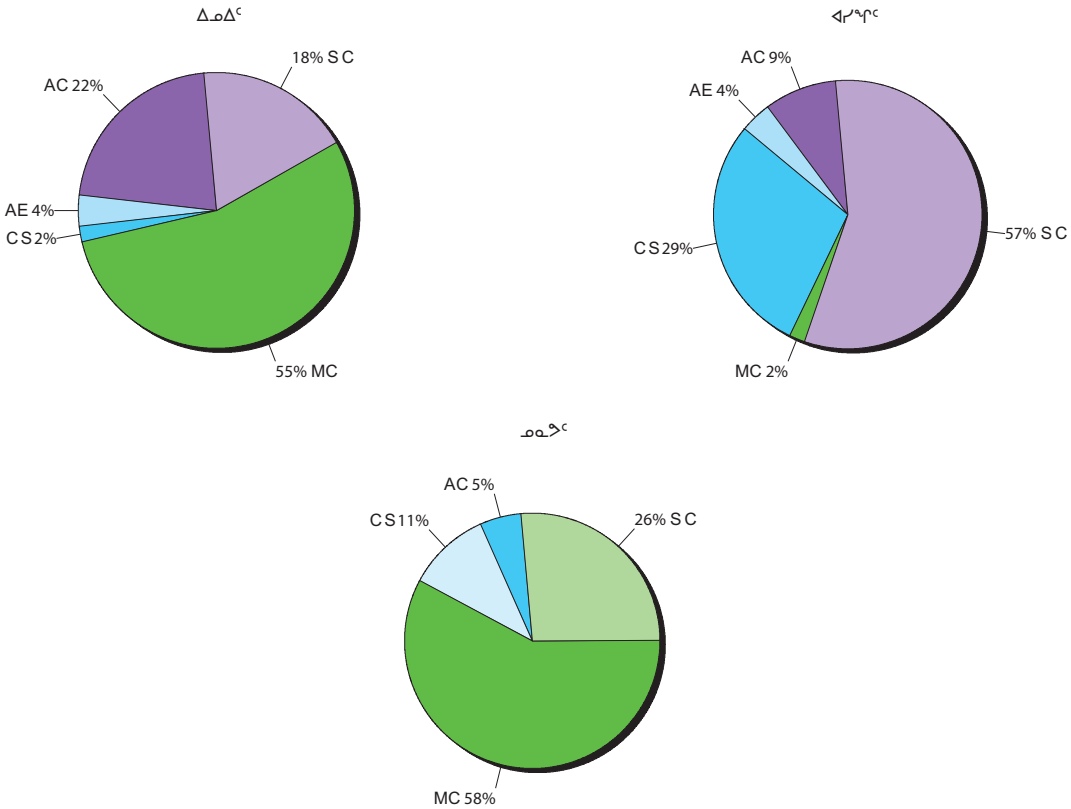

ᑐᓴᕐᖃᓗᐊᓕᓂᖅ ᑲᓇᑕᒥᔪᓂᖅᓂᒃ ᐃᓕᓴᕐᓂᒃ ᖃᓄᐃᓕᓴᕐᓂᒃ - ᑐᓂᓯᓂᖃᖅᑐᑦ ᐊᖏᓂᓯᒍᑦ
ᑲᑎᒪᔨᒪᓕᓂᑦ >$25,000 ᐊᓚᓗ <=$100,000 - ᐃᓕᓴᕐᐳᒻᒪᓐᓂ ᐱᔭᒃᑎᑦ
2006/07

ᖃᓄᐃᓕᓴᕐᓂᖅ	ᑐᓴᕐᐅᕐᔪᖅ	ᐃᓄᐃᑦ		ᓄᓇᕗᑦ		ᐊᓯᖏᑦ	
ᖃᖅᓯᒋᓯᒪᒃ ᓴᒋᖅᓯᓂᖅ (AC)	27	12	44%	1	4%	14	52%
ᐃᓚᓗᒪᒃ ᑎᑎᕋᐅᔨᓂᖅ/ᓴᓇᓂᖅ (AE)	8	2	25	-	-	6	75
ᐅᖃᐅᔨᔪᐃᓂᓕᑦ ᐱᔨᑎᕋᕐᑎᑦ (CS)	49	1	2	2	4	46	94
ᒥᑭᑐᑎᓂᒃ ᓴᓇᓂᖅ ᐅᑉᐸᑐᖅᓴᑦ ᐊᖑᑎᕋᕐᑎᑦ (MC)	44	30	68	11	25	3	7
ᐱᔨᑎᕋᓂᓕᑦ ᐃᓕᓴᕐᓂᒃ (SC)	105	10	10	5	5	90	86
ᐃᑎᓕᒫᑉᓗᑦ	233	55	24%	19	8%	159	68%

2005/06

ᖃᓄᐃᓕᓴᕐᓂᖅ	ᑐᓴᕐᐅᕐᔪᖅ	ᐃᓄᐃᑦ		ᓄᓇᕗᑦ		ᐊᓯᖏᑦ	
ᖃᖅᓯᒋᓯᒪᒃ ᓴᒋᖅᓯᓂᖅ (AC)	7	5	71%	-	-%	2	29%
ᐃᓚᓗᒪᒃ ᑎᑎᕋᐅᔨᓂᖅ/ᓴᓇᓂᖅ (AE)	11	-	-	1	9	10	91
ᐅᖃᐅᔨᔪᐃᓂᓕᑦ ᐱᔨᑎᕋᕐᑎᑦ (CS)	42	2	5	3	7	37	88
ᒥᑭᑐᑎᓂᒃ ᓴᓇᓂᖅ ᐅᑉᐸᑐᖅᓴᑦ ᐊᖑᑎᕋᕐᑎᑦ (MC)	51	27	53	19	37	5	10
ᐱᔨᑎᕋᓂᓕᑦ ᐃᓕᓴᕐᓂᒃ (SC)	102	17	17	5	5	80	78
ᐃᑎᓕᒫᑉᓗᑦ	213	51	24%	28	13%	134	63%

ᑲᓪᓚᖁᑎᑕᑐᓂᑲᑦ ᖃᓄᐃᓕᐅᕆᔨᓂᒪᑦ ᐅᓂᒃᑲᓕᐊᖅ

ᐃᓄᐃᑦ ᐊᒻᒪ ᓄᓇᕗᒻᒥᐅᑕᓄᑦ ᓇᖏᑕᓂᐊᖅᑎᖅ ᐱᓕᕆᓂᐊᖅᑐᓄᑦ ᓴᓪᓕᖃᓕᐅᕆᔨᓴᑦ 32%-ᒥᑦ ᐊᖅᑭᓂᖅᓯᒪᔪᑦ ᑲᓪᓚᖁᑎᑕᑐᓂᑲᑦ 2006/07-ᒥᑦ ᑭᓇᐅᔭᖅ ᓕᕆᓂᒃᓴᒪᑦ ᐊᖏᕐᓇᒪᓂᖅ. ᑲᑎᒪᔨᓴᓕᖅᑐᑦ 5%-ᒥᑦ. ᖃᒥᑭᐊᖏᓴᓕᖅᑐᑦ ᐊᖅᑭᓂᖅᓯᒪᔪᑦ ᑐᓂᐅᐅᕐᔪᑦ ᐱᕆᔨᓕᕆᓂᐅᕆᔨᓴᑦ 5%-ᒥᑦ.

ᐃᓄᐃᑦ ᓄᓇᕗᒻᒥᐅᑕᓄᑦ ᓇᖏᑕᓂᐊᖅᑎᖅ ᑕᐅᓕᒃᐋᐃᑦ ᐱᕆᔨᓕᓂᓂᖅᒥᒃ ᐊᖅᑭᓂᖅᓯᒪᔪᑦ ᐃᒪᓕᒥᑦ ᑎᑎᕋᐅᔨᓂᖅᓴᓕᖅᒥᑦ ᑲᓪᓚᖁᑎᑕᑐᓂᑲᑦ ᐊᑭᓕᓂᖅᑦ >$25,000-ᒥᑦ <=$100,000-ᒧᑦ ᐊᑭᐅᔭᖅᓂᖅᑦ. ᐊᑕᐅᓂᑎᐅᔪᑦ, ᓄᓇᕗᒻᒥᐅᑕᐃᑦ ᓇᖏᑕᓂᐊᖅᑎᖅ ᐱᓕᕆᓂᐊᖅᑐᓄᑦ ᑕᐅᓕᒪᔨᑦ 100%-ᒥᑦ ᑲᑎᕆᔨᓕᔭᓂᒥᑦ ᐊᒻᒪ ᐊᓯᖏᑦ ᐱᓕᕆᓂᐊᕐᒪ ᑕᐅᓕᒪᔨᓕᑐᑎᑦ 16%-ᒥᑦ ᑲᑎᕆᔨᓕᓂᓂᖅᒥᑦ ᐊᖅᑭᓂᖅᓯᒪᔪᑦ ᐃᒪᓕᒥᑦ ᑎᑎᕋᐅᔨᓂᖅᓴᓕᖅᒥᑦ ᑐᓂᐅᐅᕐᔪᑦ.

ᓄᓇᕗᒻᒥᐅᑕᓄᑦ ᓇᖏᑕᓂᐊᖅᑎᖅ ᐱᓕᕆᓂᐊᖅᑎᖅ ᑕᐅᓕᒪᔨᑦ ᑲᑎᕆᔨᓕᓂᓂᕐᔪᒥᑦ ᐅᓄᓂᖅᑭᓐᓂᒃ ᒥᑭᑐᑎᓂᑎᓂᓕᓪᓗᓂᑦ ᑲᑎᕆᔨᓕᖅᑐᑦ ᐊᖏᓂᖅᓴᓕᖅᑐᑦ ᑲᓪᓚᖁᑎᑕᑐᓂᑲᑦ.

ᐊᑐᑎᖏᕐᕉᖏᕐᕋ ᖃᐅᔨᓪᓚᑦ ᑕᕐᕋ ᑐᓂᐅᐅᓂᕐᔪᐃᑦ ᓄᓇᕗᒻᒥᐅᑕᓄᑦ ᓇᖏᑕᓂᐊᖅᑭᓂᖅᓴᑦ ᐃᓄᐃᑦ ᓇᖏᑕᓂᐊᖅᑎᖅ ᐱᓕᕆᓂᐊᖅᑭᓂᖅᓴᑦ ᐃᓕᓴᕆᐊᖃᖅᑎᑦ ᐃᓕᑲᖏᖅᑐᓂᖅᓴᓕᖅᑐᑦ ᐃᓄᐃᑦ ᓇᖏᑕᓂᐊᖅᑎᖅ ᐱᓕᕆᓂᐊᖅᑭᓂᖅᓴᑦ ᐃᓕᓴᕐᔪᐊᓂᖅᑐᑦ ᖃᓄᐃᓕᐅᕆᔨᓴ

ᑐᓂᐅᖃᖅᖢᓂᕐᓂᑦ ᑲᓇᑕᒫᑦᑎᓂᖅᓯᒪᓂᑦ ᖃᓄᐃᑦᑐᓂᕐᓂᑎᒍᑦ - ᑐᓴᖏᓂᖃᖅᑐᖅ ᐊᑭᖏᒍᑦ
ᑲᓇᑕᖅᖢᓴᓇᓂᑦ > $100,000 - ᐃᓕᓴᐅᑎᓯᒪᓕᓂ ᐱᕐᔪᑎᑦ
(ᑕᐅᓴᐅᓂᓂᕐᑐᑦ)

ᖃᓄᐃᑦᑐᓂᖅ	2006/07		2005/06	
ᖃᖏᑕᓯᒥᐅᖅ ᓴᑕᖃᓂᓂᖅ (AC)	$ 206	- %	$ 704	1%
ᐃᒡᓗᒥᖅ ᑎᑎᕋᐅᓵᕐᓂᖃᖅ/ᓴᓇᓂᖅ (AE)	3,106	3	7,080	12
ᐃᒡᓗᓕᐅᕐᓂᖅ (CON)	66,962	61	14,871	25
ᐅᖃᐅᓵᐊᓂᕐᒧᑦ ᐱᐅᕐᑎᕋᑎᑦ (CS)	3,080	3	575	1
ᒥᑭᑐᑎᓂᖅ ᓴᓇᓂᖅ ᐅᕐᖏᓐᓄᐅᕐᓂᖅ ᐊᖏᕋᑎᓂᓂᕐᒧᑦ ᐱᐅᕐᑎᕋᑎᑦ (MC)	3,403	3	3,468	6
ᐱᐅᕐᑎᕋᓂᕐᒧᑦ ᑲᓇᑕᒫᑦᑎᓂᖅᓯᒪᓂᑦ (SC)	33,209	30	32,515	55
ᖃᑎᒥᒃᓴᓗᒃᑐᑦ	$ 109,966	100 %	$ 59,213	100 %

ᑕᕐᕋᓂ ᐃᓕᖅᓂ ᖃᒥᕐᔪᓂᖅᓴᖅ ᑲᓇᑕᒫᑦᑎᓂᖅ $100,000 ᐅᖅᑎᑎᐊᓂᕐᑐᓂᓄᑦ ᐃᓕᓴᐅᑎᓯᒪᓕᓂ ᓂᐅᐊᕐᓇᐅᑎᓂᑦ ᑲᓇᑕᒫᑦᑎᓂᖅᓯᒪᓂᑦ.
ᖃᐅᐅᔨᐊᕐᑎᑎ ᐊᒻᒪᓗᖅᓯᒪᔪᖅ ᐊᒻᒪᓗᓗ ᓇᓗᓇᐃᔨᐅᑎ ᓄᓚᐅᑎᓂᑦ ᕿᓂᖅᓴᓂ ᑕᑯᓴᐅᓂᖅᓴᖅᖃᖅᑐᓄᖅ ᑐᓴᖏᓂᖃᖅᑐᖅ ᑲᓇᑕᒫᑦᑎᓂᖅᓯᒪᓂᑦ ᑲᓇᑕᒫᑦᑎᓂᖅᓴᖅ ᑭᓇᐅᔨᐃᓕ ᖃᓄᐃᑦᑐᓂᕐᓂᑎᒍᑦ ᐃᓇᓂᐃᓕ, ᓄᓇᕗᑦ ᐊᒻᒪᓗ ᐊᓯᖏᑦ ᐱᓕᕆᓂᐊᕐᓂᖅᓂᓇᑦ.

2006/07-ᒥᑦ, 94% ᑲᓇᑕᒫᑦᑎᓂᖅ ᐊᖏᖏᑦ ᑕᕐᕋᓂ ᐊᖏᖅᓯᒪᓂ ᑭᓚᓂᖅᑐᓴᖅᓯᒪᓂᓄᑦ ᑐᑭᖅᓯᒪᔪᖅ ᐃᓚᓗᒥᖅ ᑎᑎᕋᐅᓵᕐᓂᓕᒫᑦ/ᓴᓇᓂᓕᒫᑦ (ᐊᖏᑐᐊᑎᑦ ᓄᓇᕗᑦ ᐊᑐᖅᑲᕐᖏᑦ ᐊᐅᓚᐊᓪᓚᖅᓂᑦ ᑎᑎᕋᐅᓵᖅᓯᒪᓂᑦ), ᐊᖏᓂᖅᓴᐅᓚᐅᑦ ᓴᓇᐅᓚᐅᓵᖅᖃᓕᒫᑦ (ᐊᖏᑐᐊᑎᑦ ᐱᓇᓱᐊᖅᑕᐅᓚᖅᓯᒪᓂᑦ) ᐊᒻᒪᓗ ᑭᓱᓕᒻᒥᓄᑦ ᐱᐅᕐᑎᕋᓂᕐᒧᑦ ᑲᓇᑕᒫᑦᑎᓂᖅᓯᒪᓂᑦ.

ᑕᒪᓐᓇ ᒥᑭᑐᖅ ᐳᓴᕐᑎᐅᔨᖅ ᖃᖅᑎᑕᕆᓂᓄᑦ ᓴᑕᕐᓂᖅᖃᑦ, ᐅᖃᐅᓵᐊᓂᕐᒧᑦ ᐱᐅᕐᑎᕋᑎᑦ ᐊᒻᒪ ᒥᑭᑐᑎᓂᖅ ᓴᓇᓂᖅ ᐊᒻᒪ ᐊᖏᖅᑭᒪᓕᑎᓂᕐᓂᓯᓐᓂᑦ ᐅᓂᒃᑳᖅᓴᖅ ᑕᒪᔨᓂᖅ ᐊᓂᑎᓂᓴᓕᐅᓂᖅᓂᓐᓂᑦ ᐊᖏᖅᑐᓂᑦ ᑕᐃᒪᐃᓕᐅᓂᓐᓂᑦ ᑲᓇᑕᒫᑦᑎᓂᖅᓴᖅ.

ᑭᓇᐅᔭᖅ ᑎᑎᕋᐅᓵᖅᓯᒪᓂᑦ $100,000-ᒥᑦ, ᑭᓱᐊᓂᓕ ᐃᓕᓴᐅᓂᖅᓯᒪᓂᑦ "ᑕᐃᒪᐃᓐᓂᑎᓗᒍ ᐊᒻᒪᓗ ᖃᓄᖅ" ᐊᖏᖅᑭᒪᓕᑎᓂᖅᓯᓂᑦ ᑲᓇᑕᒫᑦᑎᓂᖅᓴᖅᓯᒪᓂᑦ $100,000 ᐅᖅᑎᒋᓐᓄᑦᑐᓂ ᐊᖏᖅᑎᑕᐅᓱᒋᔭᖅᓂᑦ.

ᑲᓪᓚᖁᑎᑕᓂᖅᓄᑦ ᖃᓄᐃᓕᐅᕆᔨᓂᒪᑦ ᐅᓂᒃᑲᓕᐊᖅ

ᑲᓪᓚᖁᔭᒪᓕᒃᑕ >$100,000 ᐊᖏᓂᖅᓇᒍᑦ, ᖃᓄᐃᑦᑐᓂᖅᓇᒍᑦ

ᖃᐅᔨᒪᐊᕐᑎᑐ ᐊᒋᐅᓪᑐᖅ "ᓄᓇᕗᑦ ᑲᖏᒪᓱᐊᕐᒋᑦ ᑐᓄᐅᖅᑲᐃᓂᖏᑦ ᑲᓪᓚᖁᖅᑎᑎᑎᓂᔨᒪᑦ ᖃᓄᐃᑦᑐᓂᖅᓇᒍᑦ - ᑐᓴᓚᓂᖅᖁᑐᑦ ᐊᖏᓂᖅᓇᒍᑦ - ᑲᓪᓚᖁᔭᒪᓕᒃᑕ >$100,000 - ᐃᓕᓴᐅᑎᓯᒪᓕᓂᓄ ᑲᓪᓚᖁᖅᑎᑎᑎᓂᔨᒪᑦ ᐱᖁᑎᓂᓕ" ᓇᓗᓇᐃᓕᐅᓯᒪᓕᖅᖃᖅ ᑲᓪᓚᖁᖅᑎᑎᑎᓂᔨᒪᑦ ᖃᓄᐃᑦᑐᓂᖅᓇᒍᑦ-ᓂᓕ ᐊᖏᓂᖅᓇᒍᑦ ᑲᓪᓚᖁᔭᒪᓕᒃᑕ $100,000 ᐅᖓᑖᑎᐊᓕᒍᓐᓇᓂᒃ ᐃᓕᓴᐅᑎᓯᒪᓕᓂᓄ ᑲᓪᓚᖁᖅᑎᑎᑎᓂᓂᖅ ᐱᖁᑎᓂᒃ.

ᓄᓇᕗᑦ ᑲᖏᒪᖅ
ᑐᓂᐅᖅᑲᐃᓂᖏᑦ ᑲᓪᓚᖁᖅᑎᑎᑎᓂᔨᒪᑦ ᖃᓄᐃᑦᑐᓂᖅᓇᒍᑦ - ᑐᓴᓚᓂᖅᖁᑐᑦ ᐊᖏᓂᖅᓇᒍᑦ
ᑲᓪᓚᖁᔭᒪᓕᒃᑕ >$100,000
ᐃᓕᓴᐅᑎᓯᒪᓕᓂᓄ ᑲᓪᓚᖁᖅᑎᑎᑎᓂᓂᐅᔭᕆᑦ ᐱᖁᑎᓂᒃ
2006/07

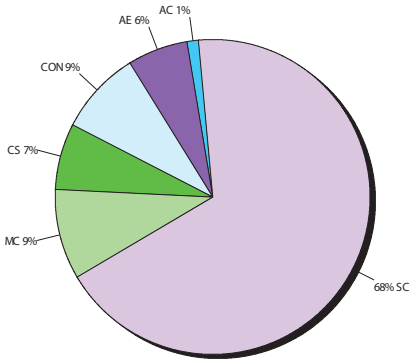

ᑐᓂᐅᖅᖁᖅᑕᐅᓂᖏᑦ ᑲᓪᓚᖁᖅᑎᑎᑎᓂᔨᒪᑦ ᖃᓄᐃᑦᑐᓂᖅᓇᒍᑦ - ᑐᓴᓚᓂᖅᖁᑐᑦ ᐊᖏᓂᖅᓇᒍᑦ
ᑲᓪᓚᖁᔭᒪᓕᒃᑕ > $100,000 - ᐃᓕᓴᐅᑎᓯᒪᓕᓂᓄ ᐱᖁᑎᓂᒃ

ᖃᓄᐃᑦᑐᓂᖅᓇᒍᑦ	2006/07		2005/06	
ᖁᖓᒪᑕᓯᒥᑲᒃ ᓴᓪᑕᖅᓯᓂᖅ (AC)	2	1%	4	3%
ᐃᒡᓗᒥᑲᒃ ᑎᑎᕋᐅᔨᓂᖅ/ᓴᓇᓂᖅ (AE)	10	6	15	11
ᐃᒡᓗᓕᐅᔨᓂᖅ (CON)	14	9	14	10
ᐅᖅᐅᕐᔪᐃᓂᓕᒍᑦ ᐱᐅᔨᑎᕋᑎᑦ (CS)	11	7	3	2
ᒥᑭᔨᑐᓂᒃ ᓴᓇᓂᖅ ᐅᑦᓭᓗᓐᓂᑦ ᐊᖅᑭᐱᒪᑎᑎᓂᓂᓕᒍᑦ ᐱᐅᔨᑎᕋᑎᑦ (MC)	15	9	21	15
ᐱᐅᔨᑎᕋᓂᓕᒍᑦ ᑲᓪᓚᖁᖅᑎᑎᑎᓂᖅᓇᒍᑦ (SC)	110	68	81	59
ᑲᑎᓕᒻᒥᔨᓕᒍᑦ	162	100 %	138	100 %

ᑕᑦᓭᓂ ᐃᓕᖅᓂ ᕿᒥᑦᕈᓂᖅᓇᓱᐊᕐᑎᑦ ᐊᖏᓂᓚᓴᐅᔪᑎᑦ ᑲᓪᓚᖁᖅᑎᑎᑎᓂᓂᐅᔪᑎᓂ $100,000 ᐅᖅᓚᓂᐊᓂᑐᑦ ᐃᓕᓴᐅᑎᓯᒪᓕᓂᓄ ᓂᐅᕕᓱᓐᓇᐅᑎᓂᒃ ᑲᓪᓚᖁᖅᑎᑎᑎᓂᑲᐅᔪᑎᓂ.

15% ᐊᖏᓂᓚᓴᖅᓚᖅ ᐊᖏᒪᓗ 64% ᐊᐅᖅᓚ ᑲᓪᓚᖁᖅᑎᑎᓂᒃ ᑕᑦᓭᓂ ᐊᐅᖅᓚᓂᒃ ᕿᓚᓂᖅᓴᓂᓚᓴᖅᓂᓐᓂ ᑐᑦᓚᖅᑐᑦ ᐅᔨᓇᖅᓚ ᐃᒡᓗᒥᑲᒃ ᑎᑎᕋᐅᔨᓂᓕᒍᑦ/ᓴᓇᓂᓕᒍᑦ ᐊᖏᓂᖅᓴᐅᔪᑦ ᐊᖏᖅᑎᑦ ᑕᒪᑐᖅ ᖃᓄᐃᑦᑐᓂᖅᓇᒍᑦ ᐊᖏᓂᖅᓴᐅᔪᑦ ᓴᓇᓂᓚᓴᖅᓂᓐᓂᑦ (ᑲᓪᓚᖁᖅᑎᑦ ᐊᐅᑐᔨᒍᓂᒃ ᓄᓇᓕᓂ ᐊᑐᖅᑲᓕᖅᑎᑎᑦ ᐊᐅᓪᓚᕐᓇᖅᑐᓂᑦ ᐱᓇᓱᐊᖅᑕᐅᓪᓚᕐᓇᒍᑦ.

9% ᐊᖏᓂᖅᓚ ᐊᐅᒪᓗ 3% ᐊᐅᖅᓚ ᑲᓪᓚᖁᖅᑎᑎᓂᒃ ᑕᑦᓭᓂ ᐊᐅᖅᓚᑕ ᕿᓚᓂᖅᓴᓂᓚᓴᖅᓂᓐᓂᓄ ᑐᑦᓚᖅᑐᑦ ᐅᔨᓇᖅᓚ ᒥᑭᔨᑐᓂᖅᓇᒍᑦ ᐊᐅᖅᓚᓂᒃ ᑎᑎᕋᐅᔨᓂᓕᒍᑦ/ᓴᓇᓂᓕᒍᑦ ᐊᐅᓪᓚ ᐊᖏᓂᖅᓴᐅᔪᑦ ᐊᖏᖅᑎᑦ ᑕᒪᑐᖅ ᖃᓄᐃᑦᑐᓂᖅᓇᒍᑦ ᐊᖏᓂᖅᓴᐅᔪᑦ ᑐᑦᓚᖅᑐᑦ ᐊᐅᓪᓚᕐᓇᖅᑐᓂᑦ ᐊᖏᖅᑎᑦ ᑕᒪᑐᖅ ᖃᓄᐃᑦᑐᓂᖅᓇᒍᑦ ᐊᖏᓂᖅᓴᐅᔪᑦ ᐱᖁᑎᓂᒃ

68% ᐊᖏᓂᖅ ᐊᓚᒐ 30% ᐊᑭᖅ ᑲᓇᑕᖅᓯᒪᔪᓄᑦ ᑕᕐᔪᓂ ᐊᑭᖅᑕ ᑭᓚᖃᖅᓂᓕᕆᖅᓄᓄᑦ ᑐᖁᓂᖅ ᐱᓕᕆᔨᓂᖅ ᐊᐅᑎᑦᑎᓂᓪᓗᑦ ᑲᓇᑕᖅᓯᑕᒥᓂᖅᓂᑕᒥᓂᖅᓄᑦ ᐃᓕᓴᕐᕕᐅᓕᖅᑐᖅᑕ ᐊᐅᑎᑦᑎᕿᕐᕕᒃᓴᖅᓄᑦ. ᐊᐅᑎᑦᑎᕿᑎᐅᒃᓴᓂᐅᑦ.

ᒥᑭᑐᑦ ᐅᓴᖃᑎᖅᑎᑦ, ᐊᖏᓂᖅᓄᑦᔪᑦ ᐊᑭᖅᓄᔪᓐᓇ, ᖃᖅᓄᑕᓕᑦ ᐱᑕᖃᑕᐅᓕᖅᑎᓂᖅᓐᓂᓄᑦ ᐊᓚᒐ ᐅᖃᐅᔨᔪᐃᓂᓪᓗᑦ ᐊᐅᑎᑦᑎᕿᕐᑐᑦ ᓇᓗᓇᐃᖅᓯᔨᑎᑎᐅᔭᖅᑕ ᒥᑭᑐᓂᖅᓂᑕᐅᓂᖅᓐᓂᓄᑦ ᐊᑭᖅᖃᓂᖅᓐᓂᓄᑦ ᑕᒪᑲᔪᓂᖅ ᑲᓇᑕᖅᓯᓂᓕᕆᖅᓄᓄᑦ ᖃᓄᐃᓕᐅᕈᑦᓂᓪᓗᑦ ᖃᓄᐃᓕᐅᕈᑦᓂᓪᓗᑦ ᐃᓕᓴᕐᕕᐅᓕᖅᑐᖅᑕ ᖃᓄᐃᓕᐅᕈᑦᓂᓪᓗᑦ ᖃᓄᐃᓕᐅᕈᑦᓂᓪᓗᑦ ᐃᓕᓴᕐᕕᐅᓕᖅᑐᖅᑕ

ᑲᓇᑕᖏᑎᓂᒃᓴᓂᖅ ᖃᓄᐃᓕᓴᕐᓂᖓᓪᓗᒍ ᐅᓂᒃᑲᓕᐊᖅ

ᓄᓇᓕᐃᕐᐅᑎ ᐊᒡᒍᑐᖅᓯᒪᔪᖅ ᕿᓂᖅᓴᓂ ᑕᒃᓴᐅᓂᒃᖃᖅᑎᑦᑎᐅᖅ ᑐᓂᐅᖅᖃᖅᑕᐅᓂᖓᓂ ᑲᓇᑕᖏᑎᓂᒃᓴᓂᖅᓯᒪᓂ ᖃᓄᐃᓕᑎᑐᓂᖓᓂᖅᓯᒪᓂ ᐃᓄᐃᑦ, ᓄᓇᕗᑦ ᐊᖏᓪᓗ ᐊᓯᖏᑦ ᐱᓕᕆᔨᕕᒃᓴᖅᓯᒪᓂᓄᑦ.

ᑐᓂᐅᖅᖃᖅᑕᐅᓂᖓᓂ ᑲᓇᑕᖏᑎᓂᒃᓴᓂᖅᓯᒪᓂ ᐃᓕᓴᕆᐅᕗᒪᔪᓂ ᖃᓄᐃᓕᑎᑐᓂᖓᓂᖅᓯᒪᓂ - ᑐᓴᖏᓂᖃᖅᑐᖅ ᐊᑭᖏᒍᓯ
ᑲᓇᑕᕐᒪᔪᓂ >$100,000 - ᐃᓕᓴᐅᑎᕗᒪᓇᓂ ᐱᕐᔪᑎᑦ
2006/07
(ᑕᐅᓴᖏᓐᓂᒋᑦᑐᑦ)

ᖃᓄᐃᓕᑎᑐᓂᖓ	ᑐᓂᐅᕐᔪᖅ		ᐃᓄᐃᑦ		ᓄᓇᕗᑦ		ᐊᓯᖏᑦ	
ᖃᖏᑕᕗᑲᓂᖅ ᓴᓇᖃᓂᖅ (AC)	$ 206	$ 206	100%	$ -	-%	$ -	-%
ᐃᒡᓗᒥᖅ ᑎᑎᕋᐅᔾᔨᓂᖃᖅ/ᓴᓇᓂᖃᖅ (AE)	3,107	-	-	108	3	2,999	97
ᐃᒡᓗᓕᐅᔾᔨᓂᖃᖅ (CON)	66,962	52,436	78	3,876	6	10,650	16
ᐅᖃᐅᓪᓚᐃᓂᒥᓪᓗᒍ ᐱᐅᓂᑎᕋᑎᑦ (CS)	3,080	-	-	144	5	2,936	95
ᒥᑭᔪᑎᓂᒃ ᓴᓇᓂᖃᖅ ᐅᓪᓛᓐᓄᓐᓂᒃ ᐊᒃᖢᐅᒪᓂᑎᑦᑎᓂᓂᓪᓗᒍ ᐱᐅᓂᑎᕋᑎᑦ (MC)	3,404	1,389	41	1,828	54	187	5
ᐱᐅᓂᖅᓯᓂᓪᓗᒍ ᑲᓇᑕᖏᑎᓂᒃᓴᓂᖅ (SC)	33,209	2,783	8	892	3	29,534	89
ᑲᑎᓕᒻᓗᓂᑦ	$ 109,968	$ 56,814	52%	$ 6,848	6%	$ 46,306	42%

2005/06
(ᑕᐅᓴᖏᓐᓂᒋᑦᑐᑦ)

ᖃᓄᐃᓕᑎᑐᓂᖓ	ᑐᓂᐅᕐᔪᖅ		ᐃᓄᐃᑦ		ᓄᓇᕗᑦ		ᐊᓯᖏᑦ	
ᖃᖏᑕᕗᑲᓂᖅ ᓴᓇᖃᓂᖅ (AC)	$ 704	$ 176	25%	$ -	-%	$ 528	75%
ᐃᒡᓗᒥᖅ ᑎᑎᕋᐅᔾᔨᓂᖃᖅ/ᓴᓇᓂᖃᖅ (AE)	7,080	1,206	17	-	-	5,874	83
ᐃᒡᓗᓕᐅᔾᔨᓂᖃᖅ (CON)	14,871	5,339	36	4,250	29	5,282	36
ᐅᖃᐅᓪᓚᐃᓂᒥᓪᓗᒍ ᐱᐅᓂᑎᕋᑎᑦ (CS)	575	-	-	-	-	575	100
ᒥᑭᔪᑎᓂᒃ ᓴᓇᓂᖃᖅ ᐅᓪᓛᓐᓄᓐᓂᒃ ᐊᒃᖢᐅᒪᓂᑎᑦᑎᓂᓂᓪᓗᒍ ᐱᐅᓂᑎᕋᑎᑦ (MC)	3,468	2,536	73	932	27	-	-
ᐱᐅᓂᖅᓯᓂᓪᓗᒍ ᑲᓇᑕᖏᑎᓂᒃᓴᓂᖅ (SC)	32,515	9,934	31	729	2	21,852	67
ᑲᑎᓕᒻᓗᓂᑦ	$ 59,213	$ 19,191	32%	$ 5,911	10%	$ 34,111	58%

ᐊᑭᖏᑦ ᑲᑐᖕᒪᔪᓂ ᐃᓄᖕᓄᐃᑦ ᖃᓄᐃᓕᓴᕐᓂᓪᓗᑐᑦ 20%-ᒥᑦ, ᐊᑭᖏᑦ ᓄᓇᕗᒻᒥᐅᓄᑦ ᑲᑎᕐᓂᓪᓗᑐᑦ 4%-ᒥᑦ ᐊᒻᒪ ᐊᑭᖏᑦ ᐊᓯᖏᓪᓄᑦ ᑲᑎᕐᓂᓪᓗᑐᑦ 16%-ᒥᑦ. ᐃᓄᐃᑦ ᓇᖕᒥᓂᕐᓂᖏᑦ ᐱᓇᓱᐊᕆᑦ ᑕᑯᓯᒪᔪᑦ ᓴᓇᓂᖃᖅ ᑲᑎᕐᓂᓪᓗᑐᑦ ᑭᓇᐅᔨᓴᕐᓂᖓᓂᒃ ᖃᓄᐃᓕᑎᑐᓂᖓᓂᖅᓯᒪᓂᑎᑦᑎᓂᓂᓪᓗᒍ ᑭᓇᐅᔨᓴᕐᓂᖓᓂᒃ ᑲᑎᕐᓂᓪᓗᑐᑦ ᐊᒻᒪ ᐊᑭᖏᑦ ᐊᓯᖏᓪᓄᑦ ᑲᑎᕐᓂᓪᓗᑐᑦ ᑭᓇᐅᔨᓴᕐᓂᖓᓂᒃ ᐃᓕᓴᕆᐅᕗᒪᔪᓂ ᐊᑭᖏᑦ ᐱᓇᓱᐊᕆᑦ ᑕᑯᓯᒪᔪᑦ ᓴᓇᓂᖃᖅ ᑲᑎᕐᓂᓪᓗᑐᑦ ᐊᒻᒪ ᐊᑭᖏᑦ ᐊᓯᖏᓪᓄᑦ ᑲᑎᕐᓂᓪᓗᑐᑦ

ᑲᓇᖕᖏᓚᐅᓄᑦ > $100,000 ᐊᖏᓕᖅᓚᒍᑦ ᖃᓄᐃᑦᑐᓕᖅᓚᒍᑦ

ᖃᐅᔨᒪᐊᕐᑎᑕ ᐊᒋᓇᑦᑐᖃᖅ "ᓄᓇᕗᑦ ᓴᖅᓯᓚᐅᖏᑦ ᑐᓄᔨᖃᖅᐃᓕᖏᑦ ᑲᓇᖕᖏᖃᖅᑎᓂᓕᓴᒪᑦ ᐃᓕᓴᕆᔨᒪᓕᕆᑦ ᖃᓄᐃᑦᑐᓕᖅᓚᒍᑦ - ᑐᖓᓕᓂᖃᖅᑐᑦ ᐊᖏᓕᖅᓚᒍᑦ - ᑲᓇᖕᖏᓚᐅᓄᑦ > $100,000 - ᐃᓕᓴᕆᑎᒋᒪᓕᓂ ᐱᖁᑎᑦ" ᓄᓇᓕᐃᔨᐃᓕᒪᓕᖅᖃᖅ ᑐᓄᔨᖃᖅᖃᓕᕆᓂᓚ ᑲᓇᖕᖏᖃᖅᑎᓂᓕᓴᒪᑦ ᐃᓕᓴᕆᔨᒪᓕᕆᑦ ᖃᓄᐃᑦᑐᓕᖅᓚᒍᓐᓂᒃ ᐊᑭᓚᒍᑦ ᑲᓇᖕᖏᓚᐅᓄᑦ $100,000 ᐅᖓᑎᐊᒋᓕᐅᓄᑦ ᐃᓕᓴᕆᑎᒋᒪᓕᓂ ᐱᖁᑎᑦ.

ᓄᓇᕗᑦ ᓴᖅᓯᓚᖅ
ᑐᓄᔨᖃᖅᐃᓕᖏᑦ ᑲᓇᖕᖏᖃᖅᑎᓂᓕᓴᒪᑦ ᖃᓄᐃᑦᑐᓕᖅᓚᒍᑦ - ᑐᖓᓕᓂᖃᖅᑐᑦ ᐊᖏᓕᖅᓚᒍᑦ
ᑲᓇᖕᖏᓚᐅᓄᑦ >$100,000
ᐃᓕᓴᕆᑎᒋᒪᓕᓂ ᑲᓇᖕᖏᖃᖅᑎᓂᓕᓴᐅᔨᑦ ᐱᖁᑎᓄᑦ
2006/07

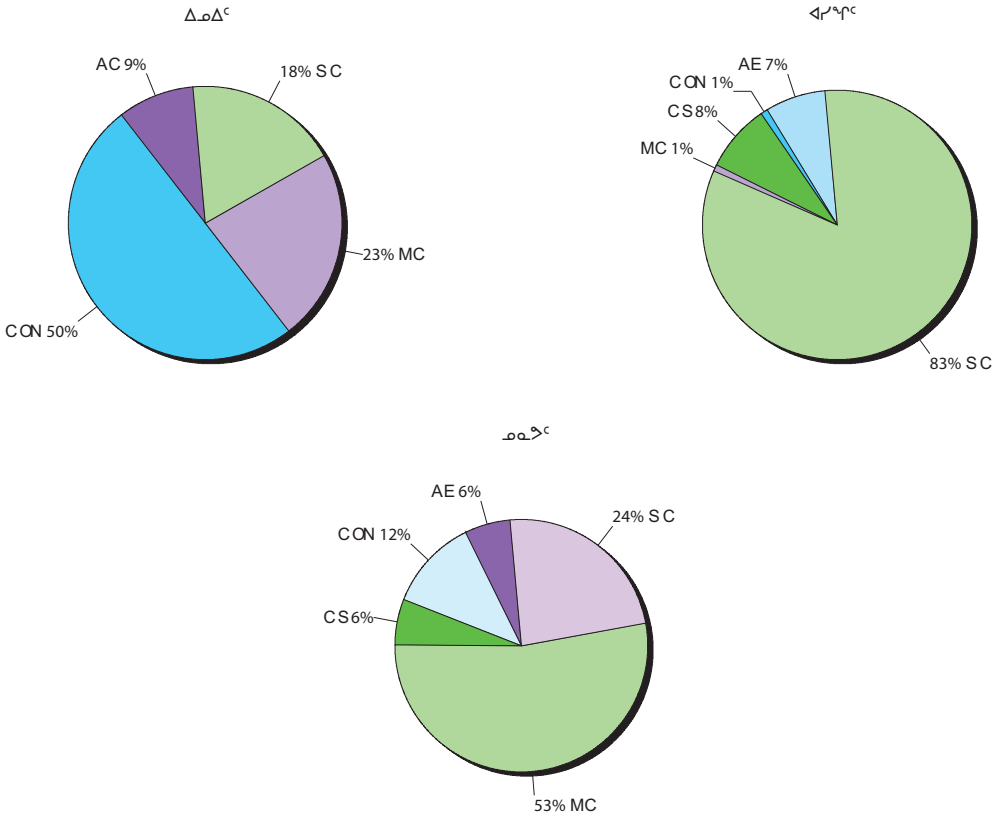

ᑲᓇᑕᖅᑎᑐᓂᒃᑯᑦ ᖃᓄᐃᓕᓴᕆᔨᓂᖅᓯᒪᑦ ᐅᓂᒃᑲᓕᐊᖅ

ᑐᓂᐅᖃᖅᑕᐅᓂᖏᑦ ᑲᑎᒪᔨᖅᑕᖅᑎᑐᓂᖅᓯᒪᑦ ᐃᓕᓴᕆᐅᕙᒪᓐᓇᑦ ᖃᓄᐃᔨᐅᓂᖏᑦᑎᒍᑦ - ᑐᓴᖏᓂᖃᖅᑐᒃ ᐊᖏᓂᖏᖏᒍᑦ
ᑲᑎᒪᔨᖏᓐᓄᑦ > $100,000 - ᐃᓕᓴᐅᑎᕙᒪᓂᓂ ᐱᔭᕐᓂᑦ
2006/07

ᖃᓄᐃᔨᐅᓂᖏᑦ	ᑐᓂᐅᐅᓐᖏᑦ		ᐃᓂᐃᑦ		ᓂᓇᔨᑦ		ᐊᕙᖏᑦ	
ᖃᖏᑕᕆᓚᐅᑦ ᓴᓇᖏᓂᖃᖅ (AC)	2	2	100%	-	-%	-	-%
ᐃᒡᓗᓚᑦ ᑎᑎᕋᐅᔨᓂᖃᖅ/ᓴᓇᓂᖃᖅ (AE)	10	-	-	1	10	9	90
ᐃᒡᓗᓕᐅᔨᓂᖃᖅ (CON)	14	11	79	2	14	1	7
ᐅᖃᐅᓐᓇᐃᓂᓪᓗᑦ ᐱᔭᕐᑎᕋᕐᑎᑦ (CS)	11	-	-	1	9	10	91
ᒥᑭᔪᑎᓂᒃ ᓴᓇᓂᖃᖅ ᐅᓪᓚᔪᓐᓂᓕ ᐊᖃᖏᐅᒪᓕᑐᓂᓂᓪᓗᑦ ᐱᔭᕐᑎᕋᕐᑎᑦ (MC)	15	5	33	9	60	1	7
ᐱᔭᕐᑎᕋᔨᓂᓪᓗᑦ ᑲᓪᑐᔨᖃᖅᑎᑐᓂᖃᖅ (SC)	110	4	4	4	4	102	93
ᑲᑎᓕᒻᒥᓗᑦ	162	22	14%	17	10%	123	76%

2005/06

ᖃᓄᐃᔨᐅᓂᖏᑦ	ᑐᓂᐅᐅᓐᖏᑦ		ᐃᓂᐃᑦ		ᓂᓇᔨᑦ		ᐊᕙᖏᑦ	
ᖃᖏᑕᕆᓚᐅᑦ ᓴᓇᖏᓂᖃᖅ (AC)	4	1	25%	-	-%	3	75%
ᐃᒡᓗᓚᑦ ᑎᑎᕋᐅᔨᓂᖃᖅ/ᓴᓇᓂᖃᖅ (AE)	15	2	13	-	-	13	87
ᐃᒡᓗᓕᐅᔨᓂᖃᖅ (CON)	14	7	50	4	29	3	21
ᐅᖃᐅᓐᓇᐃᓂᓪᓗᑦ ᐱᔭᕐᑎᕋᕐᑎᑦ (CS)	3	-	-	-	-	3	100
ᒥᑭᔪᑎᓂᒃ ᓴᓇᓂᖃᖅ ᐅᓪᓚᔪᓐᓂᓕ ᐊᖃᖏᐅᒪᓕᑐᓂᓂᓪᓗᑦ ᐱᔭᕐᑎᕋᕐᑎᑦ (MC)	21	15	71	6	29	-	-
ᐱᔭᕐᑎᕋᔨᓂᓪᓗᑦ ᑲᓪᑐᔨᖃᖅᑎᑐᓂᖃᖅ (SC)	81	7	9	3	4	71	88
ᑲᑎᓕᒻᒥᓗᑦ	138	32	23%	13	9%	93	67%

ᐊᖏᓂᖅᓯᒪᔪᑦ ᑲᓪᑐᔨᐃᓱᐊᑦ ᐃᓄᖅᓄᑦ ᑲᓪᑐᔨᑎᓄᑦ ᑲᒃᑯᓪᓕᓂᔅᓴᑦ 9%-ᒥᑦ ᐊᖏᒪ ᐊᖏᓂᖅᓯᒪᔪᑦ ᑲᓪᑐᔨᐃᓱᐊᑦ ᓄᓇᕗᒻᒥᐅᑕᓄᑦ ᑲᓪᑐᔨᑎᓄᑦ ᔭᓯᓐᖏᓐᓂᓪᓗᓂᔅᓴᑦ 1%-ᒥᑦ. ᐊᖏᓂᖅᓯᒪᔪᑦ ᑲᓪᑐᔨᐃᓱᐊᑦ ᐊᓯᖏᓐᓄᑦ ᑲᓪᑐᔨᑎᓄᑦ ᔭᓯᓐᖏᓐᓂᓪᓗᓂᔅᓴᑦ 9%-ᒥᑦ. ᐃᓄᐃᑦ ᓇᖕᒥᓂᔪᓂᖏᑦ ᐱᓕᕆᔨᒃᑯᑦ ᑕᑯᓕᐅᔨᓴᑦ ᔭᓯᓐᖏᓐᓂᓪᓗᓂᔅᓴᑦ ᐊᖏᓂᖅᓯᒪᔪᑦ ᑲᓪᑐᔨᐃᓱᐊᑦ ᐊᖏᓂᖅᓯᒪᔪᑦ ᐃᒡᓗᓕᐅᔨᓴᑦ ᐱᔭᕐᑎᕋᕐᑎᑦ ᐊᖏᒪ ᖃᖓᑕᕆᓚᐅᑦ ᑲᓪᑐᔨᐃᓱᐊᑦ ᐅᓪᓚᔪᓐᓂᓕ ᐊᖃᖏᐅᒪᓕᑐᓂᓂᓪᓗᑦ ᐱᔭᕐᑎᕋᕐᑎᑦ. ᐊᑐᑎᖅᓴᖅᓱᖅ ᖃᐅᔨᓗᑐ ᑕᑯᐊ ᐅᓄᔨᓂᖏᑦ ᒥᑭᔪᑎᓂᒃ ᓴᓇᓂ $100,000 ᐅᖃᓕᓂᔨᑐᑦ ᑲᑎᓕᒻᒥᓂᔅᓴᑦ 73%-ᒥᑦ. ᓄᓇᕗᒻᒥᐅᑕᓄᑦ ᓇᖕᒥᓂᔪᓂᖏᑦ ᐱᔭᕐᑎᕋᕐᑎᑦ $100,000 ᐅᖃᓕᓂᔨᑐᑦ ᔭᓯᓐᖏᓐᓂᓪᓗᓂᔅᓴᑦ 73%-ᒥᑦ. ᓄᓇᕗᒻᒥᐅᑕᓄᑦ ᓇᖕᒥᓂᔪᓂᖏᑦ ᐱᔭᕐᑎᕋᕐᑎᑦ ᐊᖏᓂᖅᓯᒪᔪᑦ ᐃᓕᓴᕆᐅᕙᒪᓐᓇᑦ ᐊᖏᓂᖅᓯᒪᔪᑦ ᐃᒡᓗᓕᐅᔨᓴᑦ ᐱᔭᕐᑎᕋᕐᑎᑦ ᐊᖏᒪ ᖃᖓᑕᕆᓚᐅᑦ ᑲᓪᑐᔨᐃᓱᐊ

3. ᑲᓇᑕᒥᖅᑎᑦᓂᖅᓂᕐᒧᑦ ᐱᒃᓯᓱᑦ

ᖃᐅᔨᒪᔪᖏᑎ ᐊᒋᐅᓪᓗᖅ ᓄᓇᕗᑦ ᓴᓴᒪᓄᑦᓯᑦ ᑐᓂᐅᖅᑲᐃᓂᖅᑎᑦ ᑲᓇᑕᒥᖅᑎᑦᓂᖅᓂᕐᒧᑦ ᖃᓄᐃᑦᑐᓂᖅᓄᑦᓯᒪᑦ >$25,000 ᑎᑭᓪᓗᒍ <= $100,000 ᑲᓇᑕᒥᖅᑎᑦᓂᖅᓂᕐᒧᑦ ᐱᒃᓯᓱᑦᓯᒪᑦ ᓇᓗᓇᐃᒃᓯᒪᓂᖅᑎᑦ ᑐᓂᐅᖅᖃᓕᐅᓂᖅᓄᑦ ᑲᓇᑕᒥᖅᑎᑦᓂᖅᓂᕐᒧᑦ ᐱᒃᓯᓱᐅᔪᓄᑦ - ᑐᓴᓂᖅᓵᖅᑐᖅ ᐊᑭᖑᒍᑦ.

ᓄᓇᕗᑦ ᓴᓴᒪᓕᒃ
ᑐᓂᐅᖅᖃᓕᐅᓂᖅᓄᑦ ᑲᓇᑕᒥᖅᑎᑦᓂᖅᓂᕐᒧᑦ >$25,000 ᑎᑭᓪᓗᒍ <= $100,000 ᑲᓇᑕᒥᖅᑎᑦᓂᖅᓂᕐᒧᑦ ᐱᒃᓯᓱᒋᑎᒍᑦ - ᑐᓴᓂᖅᓵᖅᑐᖅ ᐊᑭᖑᒍᑦ
2006/07

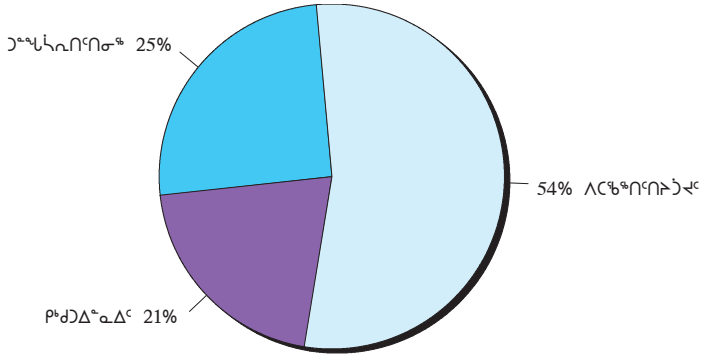

ᑐᓂᐅᖅᖃᓕᐅᓂᖅᓄᑦ ᑲᓇᑕᒥᖅᑎᑦᓂᖅᓂᕐᒧᑦ >$25,000 ᑎᑭᓪᓗᒍ <=$100,000 ᑲᓇᑕᒥᖅᑎᑦᓂᖅᓂᕐᒧᑦ ᐱᒃᓯᓱᒋᑎᒍᑦ - ᑐᓴᓂᖅᓵᖅᑐᖅ ᐊᑭᖑᒍᑦ

ᐊᖏᔪᒍᓂ	ᐅᓂᐅᐅᔪᖅ	ᑭᓄᔾᑐᓴᒪᑦ		ᑐᓴᓇᓚᖅᑎᓂᖅᓂᖅ		ᐱᒋᖅᑎᑦᓂᐅᔨᔪᑦ	
2006/07	$ 12,291	$ 3,115	25%	$ 2,545	21%	$ 6,631	54%
2005/06	11,678	2,540	22	2,722	23	6,416	55

ᑕᐸᓂ ᐃᓕᓐᓂ ᐱᒋᖅᑎᑦᓂᐅᓕᖅ ᖃᐅᔨᓴᓂᐅᔪᓂᒃ ᑲᓇᑕᒥᖅᑎᑦᓂᖅᓂᕐᒧᑦ ($25,000 ᐊᓚᓗ ᐅᖓᑎᐊᓄᑦ), ᐃᓕᓴᐅᔨᐅᓪᓚᑦᓗᓂ ᐱᔪᒻᒥᑦ, ᑲᓇᑕᒥᖅᑎᑦᓂᖅᓂᕐᒧᑦ ᐱᒃᓯᓱᐅᔪᒋᑎᒍᑦ ᒪᕐᕉᒃ ᖃᓄᖅᑎᖅ ᖃᐅᔨᒪᔨᓴᖅᑎᑦᓂᖅᓄᑦ ᖃᐅᔨᓴᐅᔨᒪᓂᖅ ᐅᑭᐅᓴᐅᓂᖅ ᐅᑭᐅᓴᐅᔨᒪᓂᖅ. ᐊᑭᐅᓴᐅᔨᒪᓂᖅᓄᑦᓯᒪᑦ ᐅᑭᐅᓴᐅᔨᒪᓂᖅᓄᑦᓯᒪᑦᓗ ᐅᑭᐅᓴᐅᔨᒪᓂᖅᓄᑦᓯᒪᑦᓗᓂᒃᑯᑦ ᐅᑭᐅᓴᐅᔨᒪᓂᖅᓄᑦᓯᒪᑦᓗᓂᒃᑯᑦ ᐅᑭᐅᓴᐅᔨᒪᓂᖅ. ᐊᑭᐅᓴᐅᔨᒪᓂᖅᓄᑦ ᐅᑭᐅᖃᖅᑐᖅ ᐊᑕᐅᓯᐅᓇᓱᒋᐊᖅᑐᑦ ᐱᓕᕆᔨᒋᐊᖅᓄᑦ ᑭᐅᔾᔨᖅ; ᑕᒪᓐᓇ ᐱᓕᕆᔨᖏᑦᑐᖅ ᐅᓪᓗᓇᓚᖅᑎᓂᖅᓂᖅᓄᑦ ᑭᓴᖅᓯᒪᓂᖅ ᑭᓄᔾᑐᓴᒪᑦᓗᓂᒃᑯᑦ ᐅᓪᓗᓇᓚᖅᑎᓂᖅᓂᖅᓄᑦ ᐅᑭᐅᖃᖅᑐᖅ ᐱᓕᕆᔨᖏᑦᑐᖅ ᐅᑭᐅᖃᖅᑐᖅ ᐊᑕᐅᓯᐅᓇᓱᒋᐊᖅᑐᑦ ᐅᓂᒃᑲᓕᐊᖅᓄᑦᓯᒪᑦ ᐱᓕᕆᔨᒋᐊᖅᓄᑦ ᐅᑭᐅᖃᖅᑐᖅ ᐅᑭᐅᖃᖅᑐᖅ ᐅᑭᐅᖃᖅᑐᖅ

ᑲᓪᓚᖅᑎᑎᓂᒃᓴᓂᖅ ᖃᓄᐃᓕᓐᓂᕐᕕᓂᖅ ᐅᓂᒃᑲᓕᐊᖅ

ᑕᒪᓐᓇ "ᓇᓗᒪᑎᐅᓕᐊᕐᓂ" ᐱᑎᖅᑎᑎᑎᐅᑐᑭᖅ ᑲᓪᓚᖅᑎᒥᑦ ᑎᑎᕋᓱᒪᓕᕆᓂ ᐃᓕᖏᓂᒃ 10-ᒥᑦ ᑭᓇᐅᕆᓂᒃ ᐊᐅᓕᕋᑎᓂᕐᓗᑦ ᐱᕋᔪᕋᒥᑦ, ᓴᖅᓚᒃᓂᓂᓂ ᑲᓪᓚᖅᓄᓂ ᒪᓕᓂᐊᓕᖏᓂᓂ. ᐱᑎᖅᑎᑎᑎᐅᑐᑭᖅ ᐊᑐᕋᑎᐅᓕᐊᖅᓯᓂ "ᑲᓪᓚᖅᓴᑦ ᐊᑎᓕᐅᓕᓇᐅ ᐅᓂᐱᕐᓂᑦ, ᐱᔭᕇᑎᖅᑕᐅᓕᐊᕋᕋᑦᑦ, ᕆᓚ

(a) ᓂᐅᕐᐱᓂᐊᐅᓚᖅᑐᑦ, ᐃᑲᔪᑎᑦ ᐅᕐᓚᓪᓗᓂ ᓴᓇᓂᖅ ᑐᐊᐱᕐᓇᕐᓂᓂ ᐱᔭᐅᔭᓇᐊᖅᓱᓕᓇᓂᖅᓂᖅᓄᓂᒃ ᐊᑲᐅᖅᑐᓕᐅᕈᑎᑕᐅᓇᔭᕐᓂᑐᓂᒃ ᐅᕐᓚᓪᓗᓂ;
(b) ᐊᑕᐅᓕᑐᐊᖅᑎᑦ ᐅᔨᔪᒥᑦ ᐱᑕᖃᓂ ᐊᔪᖏᑦᑎᐊᕐᓂᓂ ᐱᓕᓇᓂᖅᒥᒃ ᑲᓪᑐᑎᒍᔪᒥᒃ; ᐅᕐᓚᓪᓗᓂ
(c) ᑲᓪᓚᖅᒍᔪᖅ ᐃᓕᓐᓂᒃ ᑎᑎᕋᐅᔭᕐᓂᖅᓯᓴᓇᓂᕐᓂᑦ ᑲᓪᓚᖅᑎᒍᔪᓚᑦ 425,000 ᐅᖓᑕᓂᒃᑲᖏᑦᓴᓂᓂ ᐊᑭᖓᒍᔪᓂ, ᐅᕐᓚᓪᓗᓂ ᐊᓯᐊᓂ ᑲᓪᓚᖅᑎᓂ 45,000 ᐅᖓᑕᓂᒃᑲᖏᑦᓴᓂᓂ ᐊᑭᖓᒍᔪᑦ".

ᐱᑕᖃᖅᑎᑎᓄᐅᐅᔨᔭᓂ ᑲᓪᓚᖅᑕᖅᑎᑎᑎᓂᓂᑦ ᐃᓕᓐᓂᑉᓂᑦ ᑭᓚᖃᔨᐃᓂᖃᖅᐳᖅ ᑲᓪᓚᖅᑕᖅᑎᑎᑕᐅᓯᒪᓕᕆᓂ ᓇᓕᖅᖃᖏᑉᓂᓇᓂ:

ᓇᕆᕐᓵᐅᕆᓂ ᑲᒪᑎᓕᖃᖅᓂᖅ, ᐊᓪᓂᓕᐊᖃᕐᓇᖏᑦᑐᑎᓕᓪᓚᕐᒪᑦ

ᐃᓕᓐᓂᓕᐊᓚᕐᓇᖃᖅᑎᑎᓄᐅᐅᔨᔭᐊᑐᐊᑦ, ᐃᓕᓐᓂᕐᓕᐅᓕᓂᓂ ᓄᓇᕗᑦ ᐅᑭᐅᖃᖅᑐᑐᑎᒥ ᓯᓚᑦᓂ ᑎᑦᑕᕐᓂᓚᒥᒃ ᐊᐅᓚᕋᑎᓂᐅᓕᐊᖅᓂᖅ

ᑲᓪᓚᖅᑕᖅᑎᑎᑕᐅᓯᒪᓕᕆᓂ ᕼᐊᓚᓚᓂᕐᒪᑦᓄᓇᑦ ᐊᕐᓵᑲᓂᕐᖏᑦᑐᖅᓯᐅᑉᐳᖅᑐᓂ ᐱᓚᕋᐊᓚᓄᓂ ᓯᑦᓗ ᑎᑦᑕᕐᓂᓚᒥᒃ ᐊᐅᓚᕋᑎᓂᐅᓕᐊᖅᓂᖅ

ᑭᒧᐳᓚᕋᖅ

ᐱᑕᖃᖅᑎᑎᑎᐅᔪᑐᑦ ᖃᕆᓴᐅᓕᐅᑦ ᐱᓚᕋᓴᔪᑎᖏᓐᓂᖅ ᐊᓚᒪᓗ ᐊᖅᑭᐅᒪᑎᑎᑎᓂᓂᑦ ᑲᓪᓚᖅᑕᖅᑎᑎᑕᐅᓯᒪᓕᕆᓂ ᐱᓚᕋᓴᔪᑎᖏᓐᓂᓗᓂ

ᓯᐅᑎᓚᕋᓂᒃᓴᑦ ᐱᓕᕐᑎᕆᕐᑎᑦ, ᐊᓪᓂᓕᐊᖃᕐᓇᖏᑦᑐᑎᓕᓪᓚᕐᒪᑦ

2006-07-ᒥᑦ, ᑲᑎᓚᒪᓴᓗᑦ ᑲᓪᓚᖅᑕᖅᑎᑎᑎᓂᓂᑦ ᐊᑭᖏᑦ $12,291,000 (ᑕᐅᓴᓪ ᖃᓂᓪᓂᖅᓯᖏᓚᓄᓂ ᖃᓂᓵᓚᑭᖅᑎᑕᐅᓯᒪᓕᕆᓂ), $5,660,000 ᑭᖑᔾᔨᓐᓄᓂᑦ ᐅᕐᓚᓪᓗᓂ ᑐᓐᖓᒪᓴᓇᓂᖅᓂᑦ ᑐᓴᓯᕋᐅᑎᓂ ᐊᑭᑐᑐᕋᐅᑎᓂᓂᓐᓂᖅᓯᐅᑉᐳᒪᒋᓚᑎᒃ ᑐᓴᓯᕋᐅᑎᓂᓂᒋᓚᓂᓂ (46%) ᐊᓚᒪᓗ $6,631,000 ᐱᑕᖃᖅᑎᑎᓄᐅᒋᓐᓂᓂᓐᓂᖅᓯᐅᑉᐳᒪᒋᓚᑎᒃ (54%). ᑕᑯᓴᐅᓂᖃᖅᑎᑎᑕᐅᑐᑦ ᓄᓗᓇᐃᕆᐅᓕᐊᖅᑎᑎᓂᓂ ᓴᓚᖅᑐᑐᓯᒪᓕᕆᓂ ᐋᑯᓂᖅ.

ᑲᓇᕐᒥᖅᑎᑦᑎᓂᖓᓪᓗᑦ >$25,000 ᑎᑭᓪᓗᒍ <=$100,000: ᐱᓕᕆᔨᖏᑦ

ᖃᐅᔨᓴᐸᑎ ᐊᒋᓐᓂᑐᖅ ᓄᓇᕗᑦ ᓴᖅᓯᒪᓂᕐᒥᓂᑦ ᑲᓇᕐᑎᑦᑎᓂᖓᓪᓗᑦ >$25,000 ᑎᑭᓪᓗᒍ <=$100,000 ᑲᓇᕐᒥᖅᑎᑦᑎᓂᖓᓪᓗᑦ ᐱᓕᕆᔨᖏᑦ ᓇᓗᓇᐃᔨᐃᓕᓐᓂᖅ ᑐᓂᐅᖃᖅᑕᐅᓂᒃᑯᑦ ᑲᓇᕐᑎᑦᑎᓂᑎᕐᔪᐊᕐᓂᐊᕐᓂᑦ - ᑐᓴᒪᓂᖃᖅᑐᑦ ᐊᖏᓂᖅᖢᒍᑦ.

ᓄᓇᕗᑦ ᓴᖅᓯᒪᓂᖅ
ᑐᓂᐅᖃᖅᐃᓂᒃᑯᑦ ᑲᓇᕐᒥᖅᑎᑦᑎᓂᖓᓪᓗᑦ >$25,000 ᑎᑭᓪᓗᒍ <=$100,000 ᑲᓇᕐᒥᖅᑎᑦᑎᓂᑎᕐᔪᐊᕐᓂᐊᖅᑎᒍᑦ - ᑐᓴᒪᓂᖃᖅᑐᑦ ᐊᖏᓂᖅᖢᒍᑦ
2006/07

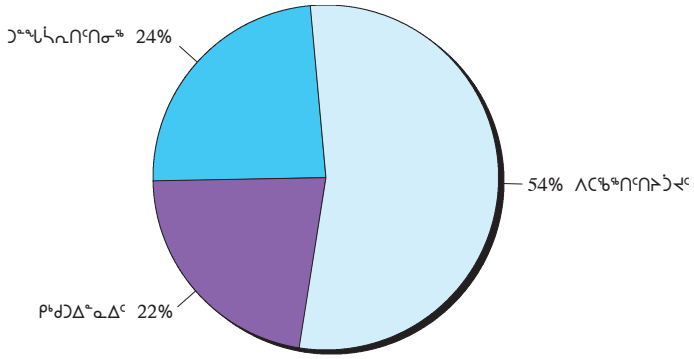

ᑐᓂᐅᖃᖅᐃᓂᒃᑯᑦ ᑲᓇᕐᒥᖅᓯᐊᓪᓗᑦ ᑲᓇᕐᒥᖅᑎᑦᑎᓂᖓᓪᓗᑦ ᐱᓕᕆᔨᖏᑦ - ᑐᓴᒪᓂᖃᖅᑐᑦ ᐊᖏᓂᖅᖢᒍᑦ

ᐊᖏᕐᒪᖅ	ᑐᓂᐅᖃᖅ		ᑭᒃᑯᑐᐃᓐᓇᐃᑦ		ᑐᓴᒪᔪᓕᑎᑦᑎᓂᖓᓂᖅ		ᐱᑕᖃᖅᑎᑦᑎᓂᓕᕆᓪᓚᑦ	
2006/07	234	52%	56	24%	52	22%	126	54%
2005/06	213	48	40	19	52	24	121	57

2006/07-ᒥᑦ, 234 ᑲᓇᕐᒥᖅᓯᓂᑦ >$25,000 ᑎᑭᓪᓗᒍ <=$100,000 ᐊᑭᖓᒪᑦ ᑭᓪᓕᖃᖅᑎᑦᑎᓂᕐᓂᓯᓂᑦ ᑐᓂᐅᖃᓕᕆᓪᓚᑦ, 108 ᑭᒃᑯᑐᐃᓐᓇᓴᓂᑦ ᐅᓴᓐᔪᓐᓂᓂᑦ ᑐᓴᒪᔪᓕᑎᑦᑎᓂᖓᓪᓕᒃᑯᑦ ᐊᑭᑐᑐᕐᑎᑦᑎᓂᓕᓐᓂᑦ ᑐᓴᓂᕐᒥᑎᓐᓄᓐᓂᑦ (46%) ᐊᒻᒪᓗ 121 ᐱᑕᖃᖅᑎᑦᑎᓂᓕᕆᔨᐊᓂᑦ (54%). ᒥᓐᓄ ᑕᒃᑯᓴᐅᓂᖃᖅᑎᑦᑎᓂᐅᔪᖅ ᓇᓗᓇᐃᔨᐅᑎ ᐊᓚᔨᖃᖅᑐᓂᒪᓕᒫᒥ ᐃᑲᓐᓂ.

ᑲᓇᑕᖏᑎᓂᒃᓴᒃᑯᑦ ᖃᓄᐃᓕᓚᐅᕐᓂᖅᓴᖅᑕᑦ ᐅᓂᒃᑲᓕᐊᖅ

ᑲᓇᑕᕐᓱᐊᓂᒃ >$25,000 ᑎᑭᓪᓗᒍ <=$100,000: ᐃᓕᓴᕆᐅᕗᓯᒪᔪᖅ

ᖃᐅᔨᓴᐃᖅᑎ ᐊᒋᐊᓕᑐᖅ ᓄᓇᕗᑦ ᓴᖅᓯᒪᔭᕐᓂᑦ ᐱᕈᖅᑎᑦᑎᔨᔪᑎᓕᒍᒪᑦ ᑲᓇᑕᕐᓱᐊᓂᒃ >$25,000 ᑎᑭᓪᓗᒍ <=$100,000 ᐃᓕᓴᕆᐅᕗᓯᒪᔪᖅ ᖃᓄᐃᓕᐅᓂᖓᓱᑦ ᓇᓗᓇᐃᕐᐅᓕᐅᖓᓱᒃ ᑐᓂᖅᖃᖅᑕᐅᓂᖓ ᐱᕈᖅᑎᑦᑎᔨᔪᑎᓕᒍᒪᑦ ᑲᓇᑕᕐᓱᐊᓂᒃ ᐃᓕᓴᕆᐅᕗᓯᒪᔪᖅ ᖃᓄᐃᓕᐅᓂᖓᓂᑎᒍᑦ - ᑐᓴᖏᓂᖃᖅᑐᑦ ᐊᑭᖏᖓᒍᑦ.

ᓄᓇᕗᑦ ᓴᖅᓯᒪᔪᖅ
ᑐᓂᐅᖃᖃᐅᓂᖓᓂᑦ ᐱᕈᖅᑎᑦᑎᔨᔪᑎᓕᒍᒪᓂᑦ ᑲᓇᑕᕐᓱᐊᓂᒃ >$25,000 ᑎᑭᓪᓗᒍ <=$100,000
ᐃᓕᓴᕆᐅᕗᓯᒪᔪᖅ ᖃᓄᐃᓕᐅᓂᖓᓂᑎᒍᑦ - ᑐᓴᖏᓂᖃᖅᑐᑦ ᐊᑭᖏᖓᒍᑦ
2006/07

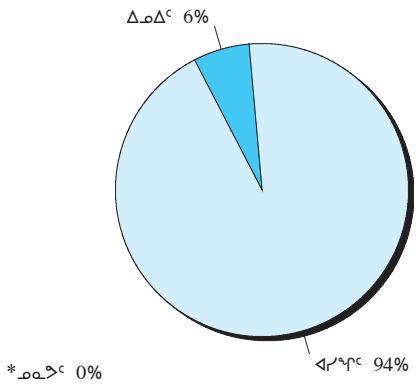

ᑐᓂᐅᖃᖃᐅᓂᖓᓂᑦ ᐱᕈᖅᑎᑦᑎᔨᔪᑎᓕᒍᒪᓂᑦ ᐃᓕᓴᕆᐅᕗᓯᒪᔪᖅ ᖃᓄᐃᓕᐅᓂᖓᓂᑎᒍᑦ - ᑐᓴᖏᓂᖃᖅᑐᑦ ᐊᑭᖏᖓᒍᑦ
(ᑕᐅᓴᐅᖓᓂᒡᓗᑎᑦ)

ᐊᓴᐃᒍᖏᑦ	ᑐᓂᐅᐅᔪᖅ		ᐃᓄᐃᑦ		ᓄᓇᕗᑦ		ᐊᓯᖏᑦ	
2006/07	$ 6,632	51%	$ 413	6%	$ -	-%	$ 6,219	94%
2005/06	6,416	49	318	5	363	6	5,735	89

2006/07-ᒥᑦ $6,632,000 ᐱᕈᖅᑎᑦᑎᔨᔪᑎᓕᒍᒪᔭᕐᓂᑦ ᑐᓂᐅᐅᓕᕆᔨᓂᑦ (54% ᑲᓇᑕᕐᓱᐊᓂᒃ >$25,000 ᐊᒻᒪᓗ $100,000 ᑭᓇᐅᔭᐃᑦ ᑭᒡᓕᖅᓯᓂᓱᖅᑐᒥ ᐅᑯᐊᖅᓯᓂᖅᓴᓕᕐᓂᒃ).

$413,000 ᐱᕈᖅᑎᑦᑎᔨᔪᓇᐃᖅᑕᐅᓕᕆᓚᓂᓗ ᐃᓄᐃᑦ ᐱᓕᕆᔨᐃᑎᖏᓐᓄᑦ (3% ᑲᓇᑕᖓᑦ ᑭᓇᐅᔭᓄᑦ >$25,000 ᐊᒻᒪᓗ $100,000 ᑭᓇᐅᔭᐅᑦ ᑭᒡᓕᖅᓯᓂᓱᖅᑕᖅᑐᓂᑐᓂᒃ);

ᑲᓇᑕᖓᓂᑦ ᐱᕈᖅᑎᑦᑎᔨᔪᑎᖏᓪᓕᐅᕗᑦᑕᖓᓂᒃ ᓄᓇᕗᒻᒥᐅᓄᑦ ᓇᖏᓂᔪᓂᑎᑦᑎᓂᑦ ᐱᓕᕆᔨᐃᑎᖏᓐᓄᑦ.

$6,219,000 ᐊᑭᖏᑕ ᐊᒥᐊᒃᓂᖅ ᐱᕈᖅᑎᑦᑎᔨᔪᑎᓕᒍᖏᓐᓄᑦ ᑐᓂᐅᐅᓕᕆᔨᓗᓂᒃ ᐊᓯᖏᑐᓄᑦ (ᓇᓗᓇᐃᖅᑕᐅᓕᕆᔨᖓᓂᑦ ᐃᓚᒥᒃᓄᖅᑐᑦ, ᑲᑐᔨᖅᑎᑯᓂᖏᓐᓄᑦ ᐊᒻᒪᓗ ᐱᓪᓚᕆᐅᔨᓄᑦ). ᑕᒪᓐᓇ ᑭᒃᑯᐃᓂᖅᓴᖅᑐᑦ 54% ᐱᕈᖅᑎᑦᑎᔨᔪᑎᓕᒍᓂᑦ ᐊᒻᒪᓗ 94% ᑲᓇᑕᖓᓂᑦ ᑭᓇᐅᔭᑦ ᐱᕈᖅᑎᑦᑎᔨᔪᑎᓕᒍᖏᓐᓂᑦ >$25,000 ᐊᒻᒪᓗ <=$100,000 ᑭᓇᐅᔭᐅᑦ ᑭᒡᓕᖅᓯᓂᓱᖅᑕᖅᑐᓂᑐᓂᒃ.

ᑕᒪᓐᓇ ᑕᒧᐊᕆᐅᑎᑕᐅᔨᖅ ᖃᐅᔨᓴᐃᖅᑎᑦᑎᔨᔪᑎᑦ ᖃᐃᑲᖅᓯᕐᓗᒋᑦ ᖃᓄᐃᓕᓚᐅᖅ.

ᐱᕙᖅᑎᑦᑎᐊᑐᐃᔅᓯᕐᓇᓂᒃ ᑲᓇᑕᖏᓐᓇᓂᒃ >$25,000 ᑎᑭᓪᓗᒍ <=$100,000 ᐃᓕᓴᕆᐅᕈᓯᒪᔪᑦ ᖃᓄᐃᓕᐅᕈᑦᓂᑎᒍᑦ, ᐊᑭᖏᒍᑦ

ᖃᐅᔨᓴᕐᕕᑎ ᐊᒡᓚᑦᑐᖅ ᓄᓇᕗᑦ ᓴᓴᒪᓂᕆᓂ ᑐᓂᐅᖅᐃᓂᖏᑦ ᐱᕙᖅᑎᑦᑎᐊᑐᐃᔅᓯᕐᓇᓂᒧᑦ ᑲᓇᑕᖏᓐᓇᓂᒃ >$25,000 ᑎᑭᓪᓗᒍ <=$100,000 ᐃᓕᓴᕆᐅᕈᓯᒪᔪᖅ ᖃᓄᐃᓕᐅᕈᑦᓂᖏᓐᓇᒍᑦ ᑐᓂᐅᕈᓯᒪᔪᑦ ᐊᓯᖏᓪᓗᓂᑦ ᐱᓕᕆᐅᕈᓯᒪᔪᑦ ᓄᓇᕗᒻᒥᐅᑕᐅᓂᖅ ᐱᕙᖅᑎᑦᑎᐊᑐᐃᔅᓯᕐᓇᓂᒧᑦ ᑲᓇᑕᖏᓐᓇᓂᒃ ᑐᓂᐅᕈᓯᒪᔪᑦ ᐊᓯᖏᓪᓗᓂᑦ ᐱᓕᕆᐅᕈᓯᒪᔪᑦ - ᑐᖓᓕᓂᖅᖃᖓᑦ ᐊᑭᖏᒍᑦ.

ᓄᓇᕗᑦ ᓴᓴᒪᓂᕆᓂ
ᑐᓂᐅᖅᐃᓂᖏᑦ ᐱᕙᖅᑎᑦᑎᐊᑐᐃᔅᓯᕐᓇᓂᒃ ᑲᓇᑕᖏᓐᓇᓂᒃ >$25,000 ᑎᑭᓪᓗᒍ <=$100,000
ᐃᓕᓴᕆᐅᕈᓯᒪᔪᑦ ᖃᓄᐃᓕᐅᕈᑦᓂᖏᑐᒍᑦ ᑐᓂᐅᕈᓯᒪᔪᑦ ᐊᓯᖏᓪᓗᓂᑦ ᐱᓕᕆᐅᕈᓯᒪᔪᑦ
- ᑐᖓᓕᓂᖅᖃᖓᑦ ᐊᑭᖏᒍᑦ
2006/07

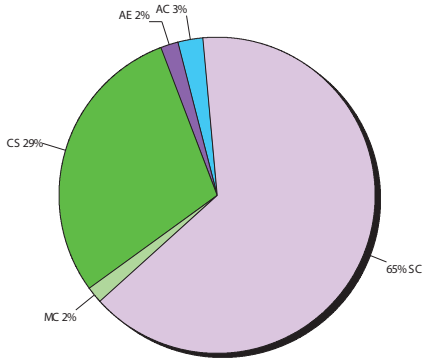

ᑐᓂᐅᖅᐃᓂᖏᑦ ᐱᕙᖅᑎᑦᑎᐊᑐᐃᔅᓯᕐᓇᓂᒃ ᑐᓂᐅᕈᓯᒪᔪᑦ ᐊᓯᖏᓪᓗᓂᑦ ᐱᓕᕆᐅᕈᓯᒪᔪᑦ - ᑐᖓᓕᓂᖅᖃᖓᑦ ᐊᑭᖏᒍᑦ
(ᑕᐅᓴᖏᓪᓗᓂᑐᑦ)

ᐱᕙᖅᑎᑦᑎᐊᑐᐃᔅᓯᕐᓇᓂᒃ - ᐊᓯᖏᓂ ᐱᓕᕆᐅᕈᓯᒪᔪᑦ	2006/07		2005/06	
ᖃᖓᓪᓕᓱᒥᒃ ᓴᓇᖅᓯᓂᖅ (AC)	$ 162	3%	$ -	-%
ᐃᓚᓗᒥᒃ ᑎᑎᕋᐅᓴᕐᓂᖃᖅ/ᓴᓇᓂᖃᖅ (AE)	111	2	95	2
ᐃᓚᓗᓂᐅᓴᕐᓂᖃᖅ (CON)	-	-	-	-
ᐅᖃᐅᓯᐊᓂᓴᒧᑦ ᐱᓕᕆᑎᕋᑎᑦ (CS)	1,818	29	1,515	26
ᒥᑭᔪᑎᓂᒃ ᓴᓇᓂᖃᖅ ᐅᕐᓯᓗᓐᓂᒃ ᐋᖅᑭᐅᒪᑎᑦᑎᓂᓴᒧᑦ ᐱᓕᕆᑎᕋᑎᑦ (MC)	105	2	168	3
ᐱᓕᕆᑎᕋᓂᓴᒧᑦ ᑲᓇᑐᖃᖅᑐᑦ ᑲᓇᑕᖏᓐᓇᓂᖃᖅ (SC)	4,023	65	3,956	69
ᑲᑎᓕᒪᔨᓗᑦ	$ 6,219	101%	$ 5,734	100%

ᑲᑎᓕᒪᔨᓗᑦ ᐊᑭᑐᖓ $12,291,000-ᖓᔪᓂᒃ (ᐃᓚᒪᓕᓕᖅᑕᐅᓕᒪᔪᖅ ᖃᓄᐅᓂᖅᐸᑦ ᑕᐅᓴᓂᒧᑦ) >$25,000 ᐊᓚᓗᓗ <$100,000 ᑭᓇᐅᔨᑦ ᑭᒪᓕᖅᑎᑦᑎᐅᑕᐅᓂᓚᖏᓐᓇᓂᒃᑯᓗᒍ, $6,632,000 ᐱᕙᖅᑎᑦᑎᐊᑐᐃᔅᓯᕐᓇᓂᒃ ᑐᓂᐅᕈᓯᒪᔨᓂᓗᒍ (54%). ᒪᓕᓇ ᑕᒻᓴᐅᓂᖅᖃᖅᑎᑦᑎᓂᐅᓐᖅ ᐊᓯᐊᖓᓚᐅᒥ ᓇᓗᐃᑉᐅᑎ ᐊᓚᔪᖅᑭᓯᒪᓚᒥ ᐃᓕᖓᓂ 3 ᐱᒋᐊᓂᓂᓚᖓᓂ,

ᑲᓇᑕᖏᓐᓇᓂᓂᓴᒧᑦ ᐱᓪᓚᓯᑦ ᐊᒡᓚᑦᑐᑎᒥ. ᑲᑎᓕᒪᔨᓗᑦ $6,632,000-ᖓᔪᓂᒃ ᐱᕙᖅᑎᑦᑎᐊᑐᐃᔅᓯᕐᓇᓂᒃ ᑐᓂᐅᕈᓯᒪᔪᓂᒃ, $6,219,000 (94% ᐱᕙᖅᑎᑦᑎᐊᑐᐃᔅᓯᕐᓇᓂᒃ, 49% ᐊᑭᖏᒍ ᑲᓇᑕᖏᓐᓇᓂᑎᑦᑎᐅᑕᐅᓂᓚᖏᓐᓇᓂᒃ >$25,000 ᐊᓚᓗᓗ <$100,000 ᑭᓇᐅᔨᑦ ᑭᒪᓕᖅᑎᑦᑎᐅᑕᐅᓂᓚᖏᓐᓇᓂᒃ ᖃᓄᐃᓕᐅᕈᑦᓂᖏᑦ) ᐊᓯᖏᓪᓗᓂᑦ ᐱᓕᕆᐅᕈᓯᒪᔪᑦᐸᓂᒃᐳᑦ (ᑕᒪᓐᓇᐊ ᓇᓗᓇᐃᓕᐅᕈᓯᒪᔪᖅᑐᑦᑎᓂᒃ ᐃᓇᐃᑦ ᓄᓇᕗᑦᓴᓐᓂᖅᓱᑦ ᐱᓇᓱᐊᕐᓂᖅᓯᒪᓂᑦ).

94% ᑭᓇᐅᔨᑦ ᐊᑭᖏᒍ ᐊᓯᖏᓪᓗᓇᖅᓯᒪᔪᑦ ᐱᕙᖅᑎᑦᑎᐊᑐᐃᔅᓯᕐᓇᓂᓴᒧᑦ ᑐᓂᐅᕈᓯᒪᔪᑦ ᒪᑦᑐᒃ ᑲᓇᑕᖏᓐᓇᓂᑎᑦᑎᐅᑕᐅᓂᓴᒧᑦ ᖃᓄᐃᓕᐅᕈᑦᓂᖏᑦ ᖃᓄᐃᓕᐅᕈᑦᓂᖏᓪᓗᓂᑦ: ᐅᖃᐅᓯᐊᓂᓴᒧᑦ ᐱᓕᕆᑎᕋᑎᑦ ᐊᓚᓗᓗ ᐱᓕᕆᑎᕋᓂᓴᒧᑦ ᑲᓇᑕᖏᓐᓇᓂᑎᑦᑎᐅᑕᐅᓂᓚᖏᓐᓇᓂᒃ. ᑭᓇᐅᔨᑦ ᐊᑭᖏᒍ ᐊᓚᓗᓗ ᐊᓯᐊᖓᓚᖏᓐᓇᓂᒃ >ᐊᓯᑎᖓᓂ ᐱᕙᖅᑎᑦᑎᐊᑐᐃᔅᓯᕐᓇᓂᒃ ᑲᓇᑕᖏᓐᓇᓂᑎᑦᑎᐅᑕᐅᓂᓚᖏᓐᓇᓂᒃ ᖃᓄᐃᓕᐅᕈᑦᓂᖏᓪᓗᓂᑦ ᑕᒻᓴᐅᓂᖅᖃᖅᑎᑦᑎᓂᐅᓐᖅ ᐃᓕᓴᕆᐅᕈᓯᒪᔪᑦ ᐱᓕᕆᑎᕋᑎᑦ ᐊᓯᖏᓪᓗᓂᑦ: $378,000 (7%).

ᑲᓪᓚᖁᑎᑕᓂᖅᓄᑦ ᖃᓄᐃᓕᓴᕐᓂᕐᒧᑦ ᐅᓂᒃᑲᓕᐊᖅ

ᑲᓪᓚᕆᒻᒪᕆᓂᖅ >$25,000 ᑎᑭᓪᓗᒍ <=$100,000, ᐃᓕᓴᕆᔨᕐᓯᒪᔪᑦ ᖃᓄᐃᑦᑐᓂᕐᑎᒍᑦ, ᐊᖏᓂᖅᓱᒍᑦ

ᖁᐅᔨᒋᐊᕐᑎ ᐊᒋᓇᑦᑐᖅ ᓄᓇᕗᑦ ᑲᑎᒪᓂᕐᒥ ᑐᓂᐅᖁᐃᓂᖏᑦ ᐱᕈᖅᑎᑦᑎᔨᔪᐊᑕᒪᑦ ᑲᓪᓚᕆᒻᒪᕆᓂᖅ >$25,000 ᑎᑭᓪᓗᒍ <=$100,000 ᐃᓕᓴᕆᔨᕐᓯᒪᓂᖓᑕ ᖃᓄᐃᑦᑐᓂᖓᒍᑦ ᓇᓗᓇᐃᔾᔨᒋᐊᕐᓇᖅ ᐅᓂᐅᖁᖃᕐᐅᓂᖓ ᐱᕈᖅᑎᑦᑎᔨᔪᐊᑕᒪᑦ ᑲᓪᓚᕆᒻᒪᕆᓂᖅ ᐃᓕᓴᕆᔨᕐᓯᒪᓂᖏᑦ ᖃᓄᐃᑦᑐᓂᖓᒍᑦ - ᑐᓴᖏᓂᖃᖅᑐᑦ ᐊᖏᓂᖅᓱᒍᑦ.

ᓄᓇᕗᑦ ᑲᑎᒪᖅ
ᑐᓂᐅᖁᐃᓂᖏᑦ ᐱᕈᖅᑎᑦᑎᔨᔪᐊᑕᓇᓂᑦ ᑲᓪᓚᕆᒻᒪᕆᓂᖅ >$25,000 ᑎᑭᓪᓗᒍ <= $100,000
ᐃᓕᓴᕆᔨᕐᓯᒪᔪᑦ ᖃᓄᐃᑦᑐᓂᕐᑎᒍᑦ - ᑐᓴᖏᓂᖃᖅᑐᑦ ᐊᖏᓂᖅᓱᒍᑦ
2006/07

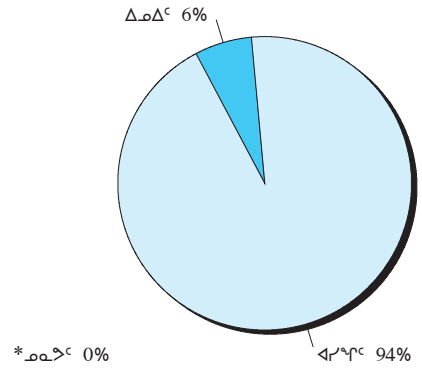

ᑐᓂᐅᖁᐃᓂᖏᑦ ᐱᕈᖅᑎᑦᑎᔨᔪᐊᑕᓇᓄᑦ ᑲᓪᓚᕆᒻᒪᕆᓂᖅ ᐃᓕᓴᕆᔨᕐᓯᒪᓂᖓᑕ ᖃᓄᐃᑦᑐᓂᖓᒍᑦ - ᑐᓴᖏᓂᖃᖅᑐᑦ ᐊᖏᓂᖅᓱᒍᑦ

ᐊᖏᖁᒍᖓ	ᑐᓂᓯᔪᓐᓇᖅ		ᐃᓄᐃᑦ		ᓄᓇᕗᑦ		ᐊᓯᖏᑦ	
2006/07	126	51%	8	6%	-	-%	118	94%
2005/06	121	49	5	4	6	5	110	91

2006/07-ᒥᑦ ᑲᑎᓕᒫᓂᑦ ᐊᖏᓂᖅᓱᒍ 234 ᑲᓪᓚᕆᒻᒪᕆᓂᑦ >$25,000 ᐊᒻᒪᓗ <=$100,000 ᑭᓇᐅᔨᔪᑦ ᑭᓚᖃᖅᑎᑕᓂᕐᓇᓕᖏᓐᓂ, 126 ᐱᕈᖅᑎᑦᑎᓴᒍᓇᓂᑦ ᑐᓂᔨᐅᓯᒪᔭᓗᑎᑦ (54%).

126 ᐱᕈᖅᑎᑦᑎᓴᒍᓇᓂᑦ, 118 ᑲᓪᓚᕆᒻᒪᕆᓂᑦ (94% ᐱᕈᖅᑎᑦᑎᔨᔪᐊᓂᑦ >$25,000 ᐊᒻᒪᓗ <=$100,000 ᑭᓇᐅᔨᓂᑦ ᑭᓚᖃᖅᑎᑕᓂᕐᓇᓕᖏᓐᓂ) ᐊᓯᖏᑦ ᐱᔭᓯᖃᕐᓂᓕᕆᔨᒪᔭᓗᑎᑦ (ᒪᑯᓯᐊ ᓇᓗᓇᐃᖅᑕᐅᓯᒪᔪᖏᑦᑐᑦ ᐃᓕᓴᕐ ᐊᒻᒪᓗ ᓄᓇᕗᑦ ᐱᓕᕆᔨᒃᑯᑐᓂᖓᓂᒃ ᐅᓇᓱᐊᕐᓂᖓᓂᒃ). ᑕᒪᓐᓇ ᑕᒪᕐᓂᐊᑎᑕᐅᔾᔨᖃᖅ ᖃᓄᖅᓯᒪᓂ ᓇᓗᓇᐃᔾᔨᐅᑎᓂ ᓇᓱᐊᑎᓂᑦ.

ᖃᓇᑕᖏᔪᓂᒃ >$25,000 ᑎᑭᓪᓗᒍ <=$100,000, ᐃᓕᓴᕆᐅᕐᓯᒪᓂᖅᑕ ᖃᓄᐃᑦᑐᓂᖅᔪᑦᑐ, "ᐊᓯᖏᓐᓄᑦ", ᐊᖏᕐᓂᖅᔪᑦ

ᖃᐅᔨᒪᐊᕐᑎ ᐊᒋᓇᑦᑐᖅ ᓄᓇᕗᑦ ᑲᑎᒪᓂᕐᒥᖏᑦ ᑐᓂᐅᖃᐃᓂᖏᑦ ᐱᕈᖅᑎᑦᑎᐊᖅᑐᒥᑦ ᑲᑎᑕᖏᔪᓂᒃ >$25,000 ᑎᑭᓪᓗᒍ <= $100,000 ᐃᓕᓴᕆᐅᕐᓯᒪᓂᖅᑕ ᖃᓄᐃᑦᑐᖅᔪᑦᑐᒍ ᑐᓂᐅᕐᓯᒪᑦ ᐊᓯᖏᓐᓄᑦ ᐱᓕᕆᐅᔨᓄᑦ ᓇᓗᓇᐃᔨᐃᓕᐅᕈᑎᖃᖅ ᑐᓂᐅᖃᖅᑕᐅᓂᖅ ᐱᕈᖅᑎᑦᑎᐊᖅᑐᒥᑦ ᑲᑎᑕᖏᔪᓂᒃ ᑐᓂᐅᕐᓯᒪᑦ ᐊᓯᖏᓐᓄᑦ ᐱᓕᕆᐅᔨᓄᑦ.

ᓄᓇᕗᑦ ᑲᑎᒪᖅ
ᑐᓂᐅᖃᖅᐃᓂᖏᑦ ᐱᕈᖅᑎᑦᑎᐊᖅᑐᓄᑦ ᑲᑎᑕᖏᔪᓂᒃ >$25,000 ᑎᑭᓪᓗᒍ <=$100,000
ᐃᓕᓴᕆᐅᕐᓯᒪᓂᖅᑕ ᖃᓄᐃᑦᑐᓂᖏᑎᒍ ᐊᓯᖏᓐᓄᑦ ᐱᓕᕆᐅᔨᓄᑦ
- ᑐᖅᓯᓂᖅᖃᖅ ᐊᖏᓂᓯᒪᒍ
2006/07

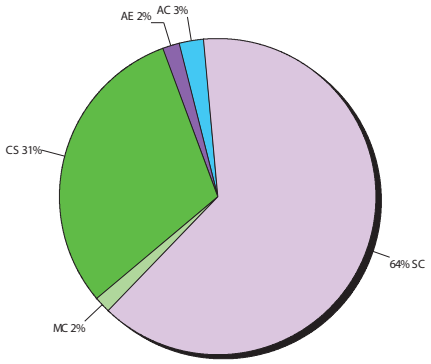

ᑐᓂᐅᖃᖅᐃᓂᖏᑦ ᐱᕈᖅᑎᑦᑎᐊᖅᑐᓄᑦ ᑐᓂᐅᕐᓯᒪᑦ ᐊᓯᖏᓐᓄᑦ ᐱᓕᕆᐅᔨᓄᑦ - ᑐᖅᓯᓂᖅᖃᖅ ᐊᖏᓂᓯᒪᒍ

ᐱᕈᖅᑎᑦᑎᐊᖅᑐᓄᖅ - ᐊᓯᖏᓐ ᐱᓕᕆᐅᔨᓄᑦ	2006/07		2005/06	
ᖃᖅᓯᒪᓕᒃᑲᖅ ᓴᓇᖅᓯᓂᖅ (AC)	3	3%	-	-%
ᐃᒡᓗᒥᖅ ᑎᑎᕋᐅᔨᓂᖅ/ᓴᓇᓂᖅ (AE)	2	2	3	3
ᐃᒡᓗᓕᐅᔨᓂᖅ (CON)	-	-	-	-
ᐅᖅᐅᕐᔪᐃᓂᓯᒪᑦ ᐱᓕᕆᑎᕋᑎᑦ (CS)	36	31	30	27
ᒥᑭᔾᑐᑎᓂᖅ ᓴᓇᓂᖅ ᐅᕐᓂᓚᓐᓂᑦ ᐋᖅᑭᐅᒪᓕᑎᓂᓂᓯᒪᑦ ᐱᓕᕆᑎᕋᑎᑦ (MC)	2	2	3	3
ᐱᓕᕆᑎᕋᓯᒪᑦ ᖃᓄᐃᑦᑐᖅᑎᑎᓂᖅ (SC)	75	64	74	67
ᖃᑎᓕᒫᑦᓗᑎᑦ	118	102%	110	100%

95% ᐊᖏᓂᓴᓕᖅᓯᒪᓂ ᐱᓕᕆᖅᑎᑎᔪᐊᓂᒃ ᑐᓂᐅᕐᓯᒪᓂᖅ ᐊᓯᖏᓐᓄᑦ (ᓴᓇᓴᖅᑕᐅᕐᓯᒪᖏᑦᑐᑦ) ᒪᖁᑦᓗᑎᒃ ᖃᓄᐃᑦᑐᖅᑎᑎᓂᓂᐅᕐᓯᒪᔪᑦ: ᐅᖅᐅᕐᔪᐃᓂᓯᒪᑦ ᐱᓕᕆᑎᕋᑎᑦ ᐋᒪᓗ ᐱᓕᕆᑎᕋᓯᒪᑦ ᖃᓄᐃᑦᑐᖅᑎᑎᓂᓂᐅᕐᔪᑦ. ᐊᖏᓂᖏᑦ ᐋᒪᓗ ᓇᓕᒧᓂᖅᖃᖅᑐᑦ >ᓴᓐᑎᐅᔪᑦ ᐱᓕᕆᖅᑎᑎᓂᓂᐅᕐᓯᒪᓂᖅᑕ ᖃᓄᐃᑦᑐᖅᑎᑎᓂᓂᐅᕐᔪᑦ ᖃᓄᐃᓕᐅᕈᑎᖃᖅᑐᒥᑦ ᐃᓕᓴᕆᐅᕐᓯᒪᓂᖅᑕ ᑕᓂᓴᐅᓂᖅᖃᖅᑐᖅᑐᓕᕐᔪᑦ ᓇᓗᓇᐃᔨᐃᓕᐅᕈᑎᖃᖅᑐᒥᑦ ᓄᓇᕗᑦ ᑲᑎᒪᖅ ᐊᓯᖏᓐᓄᑦ ᐱᓕᕆᐅᔨᓄᑦ.

ᑲᓇᖏᑎᑐᓂᖅᓯᒪᓂᖅ ᖃᓄᐃᓕᓴᕐᓂᖏᓐᓄᑦ ᐅᓂᒃᑲᓕᕆᖃᑦ

ᑲᓇᖏᔪᒪᓂᒃ >$100,000 ᑲᓇᖏᖅᑕᑎᑎᒃᓴᕐᔪᐊᕐᓇᑎᒍᑦ ᓇᓗᓇᐃᕐᐃᓕᓴᕐᓯᒪᔪᖅᖃᑦ, ᐊᐱᖓᒍᑦ

ᖃᐅᔨᓴᐳᑎᑐᒃ ᐊᒋᐊᓕᖅᖃᑦ ᓄᓇᕗᑦ ᓴᖅᓯᒪᔭᕐᓂᑦ ᑐᓂᓯᔪᒪᓂᒃ >$100,000 ᑲᓇᖏᖅᑕᑎᑎᒃᓴᕐᔪᐊᕐᓇᑎᒍᑦ ᓇᓗᓇᐃᕐᐃᓕᓴᕐᓯᒪᔪᖅᖃᑦ ᑐᓂᓯᖃᖅᖢᓂᒃ ᑲᓇᖏᔪᒪᓂᒃ ᑲᓇᖏᖅᑕᑎᑎᒃᓴᕐᔪᐊᕐᓇᑎᒍᑦ - ᑐᖓᓂᒃᖢᖅᑐᑦ ᐊᐱᖓᒍᑦ.

ᓄᓇᕗᑦ ᓴᖅᓯᓐᓄ
ᑐᓂᓯᖃᖅᐃᓂᖏᓐᓄᑦ ᑲᓇᖏᔪᒪᓂᒃ >$100,000 ᑲᓇᖏᖅᑕᑎᑎᒃᓴᕐᔪᐊᕐᓇᑎᒍᑦ
- ᑐᖓᓂᒃᖢᖅᑐᑦ ᐊᐱᖓᒍᑦ
2006/07

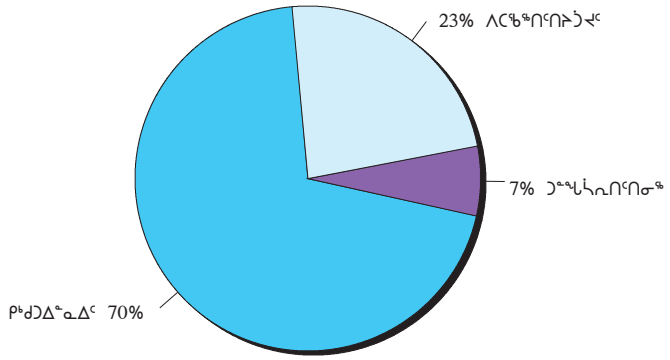

ᑐᓂᓯᖃᖅᐃᓂᖏᓐᓄᑦ ᑲᓇᖏᔪᒪᓂᒃ >$100,000 ᑲᓇᖏᖅᑕᑎᑎᒃᓴᕐᔪᐊᕐᓇᑎᒍᑦ - ᑐᖓᓂᒃᖢᖅᑐᑦ ᐊᐱᖓᒍᑦ
(ᑕᐅᓴᖏᓐᓂᒋᔭᐅᓂᑐᑦ)

ᐊᓯᔾᔨᖓ	ᑐᓂᓴᐅᔨᖅ	ᑭᓯᔨᐅᐃᓇᑦ		ᑐᖓᓂᓴᓇᑎᑎᓂᒃ		ᐱᕙᖅᑎᑎᓂᒃᓴᕐᔪᐊᕐᓇᑎᒍᑦ	
2006/07	$ 109,966	$ 77,100	70%	$ 7,170	7%	$ 25,696	23%
2005/06	59,213	31,113	53	4,126	7	23,974	40

ᑕᕐᕕᓂ ᐃᓕᖓᓂ ᐱᕙᖅᑎᑎᓂᒍᖅ ᖃᐅᔨᓴᕐᓂᐅᔨᔪᑦ ᑲᓇᖏᔪᒪᓂᒃ, ᐃᓕᑭᐅᐅᖅᑕᓂᓂ ᐱᓯᒪᓂᑦ, ᑲᓇᖏᖅᑕᑎᑎᒃᓴᕐᔪᐊᕐᓇᑎᒍᑦ $100,000 ᐅᖓᑎᑎᐊᓂᕐᑐᓂᓗᑦ ᐊᐱᖓᒍᑦ ᑭᓚᓂᖃᖅᑎᑎᓂᐅᔨᓂᓚᖓᖅᑐᓂᓂ.

2006/07-ᒥᑦ ᑲᑎᓕᒻᒥᓗᑕᑦ ᑲᓇᖏᔪᒪᓂᒃ ᐊᐱᖓᒍᑦ $109,966,000-ᖓᔪᐊᓂᑦ (ᖃᖅᑎᑕᐅᐊᖃᑎᒌᓕᕆᖃᖅ ᖃᐅᔨᓂᓂᖃᖅ ᑕᐅᓴᖏᓐᓂᒋᔭᐅᓂᑐᑦ), $84,270,000 ᑭᓯᔨᐅᐃᓇᑦ ᐅᕐᓂᔭᓂᓂᑦ ᑐᖓᓂᓴᓇᑎᑎᓂᒃᓴᕐᔪᐊᕐᓇᑎᒍᑦ ᑐᓴᕐᕋᐅᑎᓂᓕᕆᔨᒪᔭᓂᒃ ᑐᑭᓯᕋᐅᑎᓂᔭᔭᓂᑦ (77%) ᐊᒻᒪᓗ $25,696,000 ᐱᕙᖅᑎᑎᓂᒃᓴᕐᔪᐊᓂᖅᓯᒪᔪᖅᖃᑦ (23%). ᑕᒪᓐᓇ ᑕᓯᐅᓴᐅᑎᑕᐅᓚᖅ ᓇᓗᓇᐃᕐᐃᓕᐅᑎ ᐊᐅᔪᖏᖅᑕᓯᒪᔪᓕᒥ ᖁᓕᖓᓂᕐᒪᑦ.

ᑲᓇᑕᖅᓯᐊᓂᒃ >$100,000 ᑲᓇᑕᖏᖅᑎᑎᑦᓴᐸᓂᑦ ᓇᓗᓇᐃᕐᐃᓂᓯᒪᔪᖅ, ᐊᖏᓂᖅᓱᒍᑦ.

ᖃᐅᔨᓴᐳᑎᑐ ᐊᒋᐃᓕᑐᖅ ᓄᓇᕗᑦ ᓴᓴᒪᓂᕐᒥᑦ ᑐᓂᑕᖅᐸᐃᓂᒃᑑᑦ ᑲᓇᑕᖏᖅᑎᑎᑦᓴᐸᓂᑦ >$100,000 ᑲᓇᑕᖏᖅᑎᑎᑦᓴᐸᓂᑦ ᓇᓗᓇᐃᕐᐃᓂᓯᒪᔪᖅ ᑐᓂᑕᖅᖃᐅᔨᓴᖅᑎᑐᑦ ᑲᓇᑕᖏᖅᑎᑎᑦᓴᐸᓂᑦ - ᑐᓴᓚᓂᖅᖃᖅᑐᑦ ᐊᖏᓂᖅᓱᒍᑦ.

ᓄᓇᕗᑦ ᓴᖅᓯᓚᖅ
ᑐᓂᑕᖅᐸᐃᓂᒃᑑᑦ ᑲᓇᑕᖏᖅᑎᑎᑦᓴᐸᓂᑦ >$100,000 ᑲᓇᑕᖏᖅᑎᑎᑦᓴᐸᓂᑐᑦ
- ᑐᓴᓚᓂᖅᖃᖅᑐᑦ ᐊᖏᓂᖅᓱᒍᑦ
2006/07

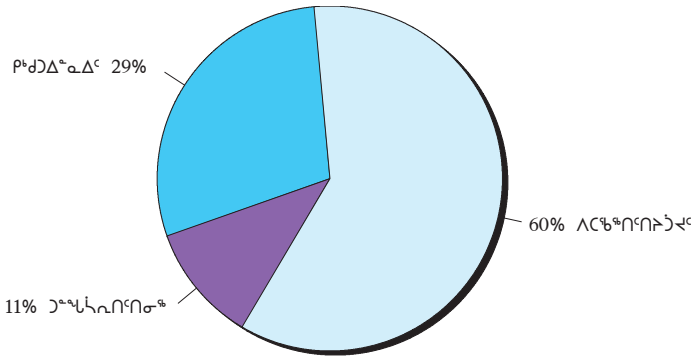

ᑐᓂᑕᖅᐸᐃᓂᒃᑑᑦ ᑲᓇᑕᖏᖅᑎᑎᑦᓴᐸᓂᑦ ᑲᓇᑕᖏᖅᑎᑎᑦᓴᐸᓯᐅᑎᒍᑦ - ᑐᓴᓚᓂᖅᖃᖅᑐᑦ ᐊᖏᓂᖅᓱᒍᑦ

ᐊᖏᕐᕋᓚᖅ	ᑐᓂᐅᐅᔨᔪᖅ		ᑭᓯᐃᐅᓴᓪᓕᐅᑦ		ᑐᓴᓚᓱᓪᓗᑎᑎᓂᖅ		ᐱᑕᖅᓂᑎᑎᓄᑦ	
2006/07	162	54%	47	29%	18	11%	97	60%
2005/06	138	46	42	30	21	15	75	54

2006/07-ᒥᑦ 162 ᑲᓇᑕᖏᖅᑎᑎᑦᓴᐸᓂᑦ >$100,000 ᐊᑭᓚᑕ ᑭᓯᖅᑎᑕᐅᓂᓱᓕᖅᑐᓂ ᑐᓂᐅᐅᔨᔪᖅᓯᐅᓂᑦ, 65 ᑭᓯᐃᐅᓴᓪᓕᐅᑦ ᐅᖃᓕᓴᐅᓂᒃᑑᑦ ᑐᓴᓚᓱᓪᓗᑎᑎᓂᖅᓱᓚᕐᓯᓗᓂ ᑐᓴᕐᕋᐅᑎᓂᓴᓚᕐᓯᓗᓂᒃᑑᑦ ᐊᑭᑐᑐᕋᐅᑎᓄᑦ ᑐᓴᕐᕋᐅᑎᓂᓪᓗᒃᑑᑦ (40%) ᐊᓚᓗ 97 ᐱᑕᖅᓂᑎᑎᓄᑦᓴᐸᓂᓴᓚᕐᓯᓗᓂ (60%). ᑕᒪᓐᓇ ᑕᑯᓴᐅᑎᑕᐅᔪᖅ ᓇᓗᓇᐃᕐᐅᑎ ᐊᓱᖅᑐᓕᕐᓯᒪᔨᒥ ᖃᓄᖅᓱᒍᑦ.

ᑲᓇᖅᑎᑎᓂᓕᒃᑯᑦ ᖃᓄᐃᓕᓚᐅᕐᓂᖓᓪᓗᑦ ᐅᓂᒃᑲᓕᐊᖅ

ᐱᑕᖃᖅᑎᑎᓂᐅᓴᐃᔨᑐᐊᓄᑦ ᑐᓂᐅᖃᖅᑕᐅᓂᖓᓪᓚᖅ ᑲᓇᖅᑎᑦᓴᖓᓪᓗᑦ >$100,000 ᐃᓕᓴᕐᔪᐊᓯᒪᔪᓪᓚᑦ, ᐊᑭᖓᓚᒍ

ᖃᐅᔨᓴᐅᕐᒪᑐᐃᓐ ᐊᒡᓗᑎᖅ ᓄᓇᕗᑦ ᓴᓴᒪᓐᓇᕐᓂᑦ ᑐᓂᐅᖃᐃᓂᖓᓂᑦ ᐱᑕᖃᖅᑎᑎᓂᐅᓴᐃᔨᑐᐊᓄᑦ ᑲᓇᖅᑎᑦᓴᖓᓪᓗᓂᑦ >$100,000 ᐃᓕᓴᕐᔪᐊᓯᒪᔪᓪᓚᑦ ᖃᓄᐃᓕᒍᓐᓇᒍᓚᑦ ᓄᓕᔭᐃᕐᓂᐊᓕᒐᓘᑐᖅ ᐱᑕᖃᖅᑎᑎᓂᐅᓴᐃᔨᑐᐊᓄᑦ ᑐᓂᐅᖃᖅᑕᐅᓂᖓᓪᓗᑦ ᑲᓇᖅᑎᑦᓴᖓᓪᓗᓂᑦ ᐃᓕᓴᕐᔪᐊᓯᒪᔪᓪᓚᑦ ᖃᓄᐃᓕᒍᓐᓇᒍᓚᑦ - ᑐᓴᖏᓂᖃᖅᑐᑦ ᐊᑭᖓᓚᒍ.

ᓄᓇᕗᑦ ᓴᓴᒪᓐᓇᕐᓂᑦ
ᑐᓂᐅᖃᖅᑕᐅᓂᖓᓪᓗᑦ ᐱᑕᖃᖅᑎᑎᓂᐅᓴᐃᔨᑐᐊᓄᑦ ᑲᓇᖅᑎᑦᓴᖓᓪᓗᓂᑦ ᖃᓄᐃᓕᒍᓐᓇᒍᓚᑦ >$100,000
- ᑐᓴᖏᓂᖃᖅᑐᖅ ᐊᑭᖓᓚᒍ
2006/07

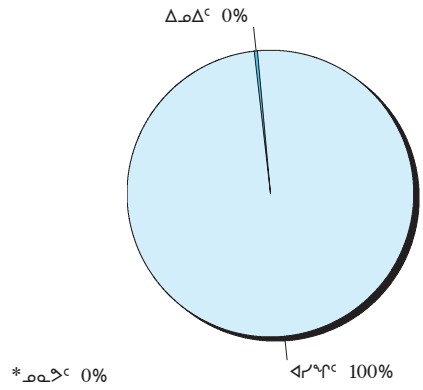

ᑐᓂᐅᖃᖅᑕᐅᓂᖓᓪᓗᑦ ᐱᑕᖃᖅᑎᑎᓂᐅᓴᐃᔨᑐᐊᓄᑦ ᑲᓇᖅᑎᑦᓴᖓᓪᓗᓂᑦ ᐃᓕᓴᕐᔪᐊᓯᒪᔪᓪᓚᑦ ᖃᓄᐃᓕᒍᓐᓇᒍᓚᑦ - ᑐᓴᖏᓂᖃᖅᑐᖅ ᐊᑭᖓᓚᒍ
(ᑕᐅᓴᖏᓐᓂᒃᑯᑦ)

ᐊᖏᕐᒪᖅ	ᑐᓂᐅᐅᔨᖅ		ᐃᓕᓴᕐᔪᐊᑦ		ᓄᓇᕗᑦ		ᐊᓯᖏᑦ	
2006/07	$ 25,695	52%	$ 109	-%	$ -	-%	$ 25,586	100%
2005/06	23,974	48	2,788	12	330	1	20,856	87

2006/07-ᒥᑦ ᑲᑎᓕᒻᒥᓂᑦ ᐊᑭᖓᖅ $25,695,000-ᖓᔪᓴᓂᑦ ᐱᑕᖃᖅᑎᑎᓂᐅᓴᐃᔨᑐᐊᓄᑦ ᑐᓂᓯᓂᐅᓴᓴᓂᑦ (23% ᐊᑭᖓᖅ ᑲᓇᖅᑎᑦᓴᖓᓪᓗᓂᑦ >$100,000 ᑭᓇᐅᔨᐅᓴᑦ ᑭᒡᓕᖃᖅᑎᑕᐅᓂᓚᕐᓂᖓᓕᒫ):

$109,000 ᐱᑕᖃᖅᑎᑎᓂᐅᓴᐃᔨᑐᐊᖓᑎᑕᐅᓂᓚᑦᓴᓂᓂ ᐃᓕᓴᕐᔪᐊᑦ ᐱᓕᕆᓚᐅᖅᑐᑦ (1% ᑐᖓᔪᓂ ᐱᑕᖃᖅᑎᑎᓂᐅᓴᐃᔨᑐᐊᓄᑦ >$100,000 ᑭᓇᐅᔨᓴᑦ ᑭᒡᓕᖃᖅᑎᑕᐅᓂᐊᓂ);

ᑐᓂᐅᔨᐊᖃᓚᐅᖅᑐᑦᑯᖅ ᓄᓇᕗᑦ ᐱᓕᕆᓚᐅᖅᑐᓂᑦ.

ᐊᒥᐊᒃᑯᖓ $25,586,000 ᐊᑭᖓᖅ ᐱᑕᖃᖅᑎᑎᓂᐅᓴᐃᔨᑐᐊᓄᑦ ᑐᓂᐅᔨᕐᓂᑎᑦᓴᓂ ᐊᓯᖏᑦᓂᓄᑦ (ᓇᓚᐃᖃᕐᑕᐅᓂᓚᕐᓂᖓᓕᒫᓂᑦ ᐃᓗᒥᒃᑯᖓᓕᒫᓂᑦ, ᑲᑐᔭᖃᑎᒋᔭᐅᓂᑦ ᐊᒃᓚᓗ ᐱᓪᓇᓯᐅᔨᓪᓕᐊᑦ). ᒡᓘᓇ ᑭᓪᓚᖃᑐᐃᓚᖃᖅᖃᓪᓚᑦ 100% ᐊᑭᖓᖅ ᐱᑕᖃᖅᑎᑎᓂᐅᓴᐃᔨᓂᑦ ᐊᒃᓚᓗ 23% ᑲᑐᔾᔨᒃᑯᓯᓕᒻᒥᑦ ᑭᓇᐅᔨᐃᐅᑦ >$100,000 ᑭᓇᐅᔨᓴᑦ ᑭᒡᓕᖃᖅᑎᑕᐅᓂᓚᕐᓂᖓᓕᒫ.

ᑕᒪᓐᓇ ᑕᒻᓴᐃᑐᑎᑕᐅᔪᖅ ᓇᓚᐃᖃᕐᑕᐅᑎ ᐊᓚᔭᖓᖃᓕᒫᒥ ᕿᑎᓚᓂ.

ᑲᓇᑕᒧᐊᓂᖅ >$100,000 ᐃᓕᓴᕆᐅᓯᒪᔪᑦ "ᐊᓯᖏᑦ", ᐊᐸᖅ

ᖃᐅᔨᓴᐸᑎ ᐊᒋᐊᓪᓕᖅ ᓄᓇᕗᑦ ᓴᓇᓯᒪᓂᖅᐳ ᑐᓂᐅᖃᐃᓂᖏᑦ ᐱᑕᖃᖅᑎᑦᑎᐊᑐᐊᒍᒪᔭᑦ ᑲᑎᑦᑐᓴᐊᓂᒃ >$100,000 ᐃᓕᓴᕆᐅᓯᒪᓂᖅᐳᑦ ᖃᓄᐃᓕᓐᓂᖅᓱᑦ ᓇᓗᓇᐃᔨᐅᓯᒪᔨᖅ ᑐᓂᐅᖃᖅᑕᐅᓂᖅ ᐱᑕᖃᖅᑎᑦᑎᐊᑐᐊᒍᒪᔭᑦ ᑲᑎᑦᑐᓴᐊᓂᒃ ᐃᓕᓴᕆᐅᓯᒪᓂᖏᑦ ᖃᓄᐃᓕᓐᓂᖅᓱᑦ - ᑐᓴᖏᓂᖃᖅᑐᑦ ᐊᐸᖅᓱᑦ.

ᓄᓇᕗᑦ ᓴᖅᓯᓚᖅ
ᑐᓂᐅᖃᐃᓂᖏᑦ ᐱᑕᖃᖅᑎᑦᑎᐊᑐᐊᒍᓐᓇᑦ ᑲᑎᑦᑐᓴᐊᓂᒃ >$100,000 ᐃᓕᓴᕆᐅᓯᒪᔪᑦ ᖃᓄᐃᓕᓐᓂᖏᑦᑎᒍᑦ
ᑐᓂᐅᖃᐅᓯᒪᔪᑦ ᐊᓯᖏᓐᓄᑦ ᐱᓇᓱᐅᔪᓐᓇᑦ - ᑐᓴᖏᓂᖃᖅᑐᑦ ᐊᖏᓂᖅᓱᑦ
2006/07

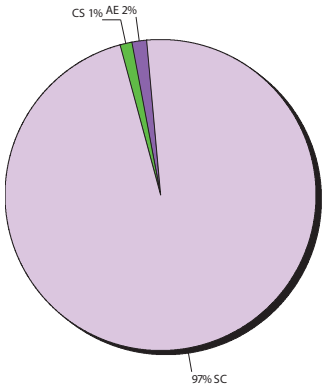

ᑐᓂᐅᖃᐃᓂᖏᑦ ᐱᑕᖃᖅᑎᑦᑎᐊᑐᐊᒍᓐᓇᑦ ᑐᓂᐅᐅᓯᒪᔪᑦ ᐊᓯᖏᓐᓄᑦ ᐱᓇᓱᐅᔪᓐᓇᑦ - ᑐᓴᖏᓂᖃᖅᑐᑦ ᐊᖏᓂᖅᓱᑦ
(ᑕᐅᓴᓐᖏᓐᓂᒋᑐᑦ)

ᐱᑕᖃᖅᑎᑦᑎᐊᑐᐊᒍᖃᖅ - ᐊᓯᖏᑦ ᐱᓇᓱᐅᔪᓐᓇᑦ	2006/07		2005/06	
ᖃᖏᒪᓕᓯᒥᒃ ᓴᓇᖃᓯᓂᖃᖅ (AC)	$ -	-%	$ 122	-%
ᐃᒡᓗᒥᒃ ᑎᑎᕋᐅᔾᔨᓂᖃᖅ/ᓴᓇᓂᖃᖅ (AE)	402	2	-	2
ᐃᒡᓗᓂᐅᔾᔨᓂᖃᖅ (CON)	-	-	-	-
ᐅᖃᐅᓵᕆᐃᓂᕐᓗᑦ ᐱᐅᓂᑎᕋᑎᑦ (CS)	313	1	276	2
ᒥᑭᔭᑎᓂᒃ ᓴᓇᓂᖃᖅ ᐅᑭᐅᓕᖅᑐᓂᖅᓂᕐᓗᑦ ᐱᐅᓂᑎᕋᑎᑦ (MC)	-	-	-	-
ᐱᐅᓂᑎᕋᓂᕐᓗᑦ ᑲᑎᑦᑐᖅᑎᑦᑎᓂᖃᖅ (SC)	24,872	97	20,458	119
ᑲᑎᓂᒪᓂᕐᓗᑦ	$ 25,587	100%	$ 20,856	123%

ᑲᑎᓂᒪᓂᕐᓗᑦ ᐊᖏᓐᓄ $109,966,000-ᖓᓐᓂᒃ (ᖃᓄᓂᒥᐊᖃᖅᑎᑦᑎᒍᓐᓇᑦ ᖃᓄᖅᓄᖅᓱᖃᖅ ᑕᐅᓴᖅᓗᑦ) >$100,000 ᑭᓇᐅᔨᑦ ᑭᓚᓂᖃᖅᑎᑦᑕᐅᓄᓇᕗᖓᓄᑦ, $25,696,000 ᐱᑕᖃᖅᑎᑦᑎᐊᑐᐊᒍᓐᓇᑦ ᑐᓴᐅᐅᓯᒪᓂᖅᓱᑦ (23%).

99% ᑭᓇᐅᔨᑦ ᐊᖏᓐᓄ ᐱᑕᖃᖅᑎᑦᑎᐊᑐᐊᒍᓐᓇᑦ ᑐᓴᐅᓯᒪᓕᖅᑐᑦ ᐊᓯᖏᓐᓄᑦ (ᓇᓗᓇᐃᖃᑕᐅᓯᒪᓕᖏᑐᑎᑦ) ᐱᓕᓂᑎᕋᓂᕐᓗᑦ
ᑲᑎᑦᑐᖅᑎᑦᑎᓂᕐᔨᐸᑕᐅᓯᒪᓕᖅᑎᓗᒃ. ᑭᓇᐅᔨᑦ ᐊᖏᓂᑦ ᐊᓚᒪᓗ ᒪᓕᓐᓂᖃᖅᑐᑦ ᐅᓴᖅᑎᐅᔨᑦ ᐱᑕᖃᖅᑎᑦᑎᐊᑐᐊᒍᓐᓇᑦ ᑲᑎᑦᑐᖅᑎᑦᑎᓂᐅᔨᔨᐸᑦ
ᐊᓯᖏᓐᓄᑦ ᑲᑎᑦᑐᖅᑎᑦᑎᓂᕐᓗᑦ ᖃᓄᐃᓕᓐᓂᖅᓱᑦ ᑕᒪᓐᓇᐅᑎᑕᐅᔨᑦ ᓇᓗᓇᐃᔨᐅᓗᒃ ᓱᓕᐅᑎᓂᑦ ᖁᓕᖅᓱᓂ.

ᑲᓪᓚᖁᑎᑦᑎᓂᒃᑯᑦ ᖃᓄᐃᓕᓕᐅᕙᓘᓴᑦ ᐅᓂᒃᑲᓕᐊᖅ

ᑲᓪᓚᕆᔭᐅᓂᒃ >$100,000 ᐃᓕᓴᕆᐅᕗᒍᓂᖅᓯᑦ ᐊᖏᓂᖅᓄᒍᑦ

ᖃᐅᐅᔨᐊᕐᑎᑎ ᐊᒋᐊᓪᓕᖅ ᓄᓇᕗᑦ ᑲᑎᒪᔨᐊᕐᑎᑦ ᑐᓂᐅᖃᐃᓂᖏᓪᓕᖅᑎᑦ ᐱᒋᐊᕐᓯᒪᓂᖅᓯᑦ ᑲᓪᓚᕆᔭᐅᓂᒃ > $100,000 ᐃᓕᓴᕆᐅᕗᒍᓂᖅᓯᑦ ᖃᓄᐃᓕᓕᐅᕙᓘᓴᑦ ᓇᓗᓇᐃᔨᐃᕗᒍᖃᕐᓂᖅ ᑐᓂᐅᖃᖅᖢᓂᐅᔪᓂᖅ ᐱᒋᐊᕐᓯᒪᓂᖅᓯᑦ ᑲᓪᓚᕆᔭᐅᓂᒃ ᐃᓕᓴᕆᐅᕗᒍᓂᖅᓯᑦ - ᑐᓴᖅᓂᖃᖅᑐᑦ ᐊᖏᓂᖅᓄᒍᑦ.

ᓄᓇᕗᑦ ᑲᑎᒪᓂᖅ
ᑐᓂᐅᖃᖅᐃᓂᖏᓪᓕᖅ ᐱᒋᐊᕐᑎᑦᑎᓂᔨᐅᔪᐊᓄᑦ ᑲᓪᓚᕆᔭᐅᓂᒃ >$100,000 ᐃᓕᓴᕆᐅᕗᒍᓂᕐᒥᑦ ᖃᓄᐃᓕᐅᑐᓂᖏᓪᓕᖅᑎᑦ
- ᑐᓴᖅᓂᖃᖅᑐᑦ ᐊᖏᓂᖅᓄᒍᑦ
2006/07

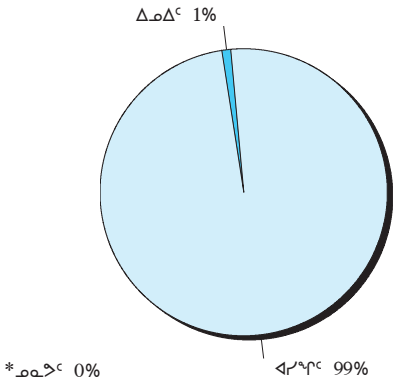

ᑐᓂᐅᖃᖅᐃᓂᖏᓪᓕᖅ ᐱᒋᐊᕐᑎᑦᑎᓂᔨᐅᔪᐊᖅᑐᓄᑦ ᑲᓪᓚᕆᔭᐅᓂᒃ ᐃᓕᓴᕆᐅᕗᒍᓂᕐᒥᑦ ᖃᓄᐃᓕᐅᑐᓂᖏᓪᓕᖅᑎᑦ - ᑐᓴᖅᓂᖃᖅᑐᑦ ᐊᖏᓂᖅᓄᒍᑦ

ᐊᖑᕐᓗᒃ	ᑐᓂᔭᐅᔪᖅ		ᐃᓄᐃᑦ		ᓄᓇᕗᑦ		ᐊᓯᖏᑦ	
2006/07	97	56%	1	1%	-	-%	96	99%
2005/06	75	44	2	3	2	3	71	95

ᑲᑎᓕᒻᒥᑦ ᐊᖏᓂᖅᓄᒍᑦ 162 ᑲᓪᓚᕆᔨᖃᑎᒌᓕᕆᔨᓴᓂᑦ >$100,000 ᑭᓇᐅᔭᐃᑦ ᑭᓯᓂᖅᖃᑎᒌᓕᕆᔨᓴᖏᓪᓗᓂ, 97 ᐱᒋᐊᕐᑎᑦᑎᓂᔨᐅᔪᐊᓄᑦ ᑐᓂᔭᐅᓕᕆᔨᓴᓂᖅᓱᓕᒻᒥᓗᓂ (60%).

97 ᐱᒋᐊᕐᑎᑦᑎᓂᔨᐅᔪᐊᓂᑦ ᑐᓂᔭᐅᓕᕆᓂᑦ, 96 ᑲᓪᓚᕆᔨᖃᑦ (99% ᐱᒋᐊᕐᑎᑦᑎᓂᔨᐅᔪᐊᓂᑦ, 59% ᑲᑎᓕᒻᒥᓗᓂ ᐊᖏᓂᖅᓄᒍᑦ ᑲᓪᓚᕆᔨᖃᑎᒌᓕᕆᔨᓴᓂᑦ >$100,000 ᑭᓇᐅᔭᐃᑦ ᑭᓯᓂᖅᖃᑎᒌᓕᕆᔨᓴᖏᓪᓗᓂ) ᐊᓯᖏᓪᓂᓄᑦ ᐱᖁᓯᐅᔪᓄᖅᑕᐅᓕᕆᓯᒻᒥᓗᓂᑲᓗᓂ (ᒪᑲᐊᐊ ᓇᓗᓇᐃᖅᑕᐅᓕᕆᓯᖏᓪᓕᖅᑐᑦ ᐃᓄᐃᑦ ᐅᖃᓕᓐᓂᐅᑦ ᓄᓇᕗᑦ ᐱᓕᕆᔨᐃᓐᓇᑎᑎᓕᕆᓂᑦ).

ᑲᓇᑕᖅᓯᒪᔪᓂᒃ >$100,000, ᐃᓕᓴᕆᐅᕗᓯᓚᖅᓯᒪᓕᒃ, ᐊᖏᕐᓂᖓᓄᑦ

ᖃᐅᔨᓕᕐᕕᑎᑎ ᐊᒋᐊᕐᔪᖅ ᓄᓇᕗᑦ ᓴᖅᓯᒪᓂᖏᑦᑐᒃ ᐱᕙᖃᖅᐸᐃᓂᖓᓂᒃ ᐱᓇᑕᖅᓯᒪᔪᓂᒃ ᑲᓇᑕᖅᓯᒪᔪᓂᒃ > $100,000 ᐃᓕᓴᕆᐅᕗᓯᓚᖅᓯᒪᓕᒃ ᖃᓄᐃᓕᒋᐊᓚᖅᓯᒪᓄᑦ ᑐᓴᐅᕗᕆᓚᐅᖅ ᐊᓯᖏᓐᓄᑦ ᐱᔭᕇᐅᔨᓕᕆᔨᒃᑯᑦ ᓇᓗᓇᐃᕐᐃᓕᓴᕆᓚᐅᖅᑐᖃᖅ ᑐᓂᐅᖃᖅᑐᑦᑎᐊᖅᑐᑦ ᐱᓇᑕᖅᓯᒪᔪᓂᒃᑲᓇᑕᒥᔅᑎᓂᐊᓕᒫᑦ ᑲᓇᑕᖅᓯᒪᔪᓂᒃ ᑐᓂᐅᖃᖅᑐᑦᑎᐊᖅᑐᑦ ᐅᓂᒃᑲᓕᐊᖅ ᐊᓯᖏᓐᓄᑦ ᐱᔭᕇᐅᔨᓕᕆᔨᒃᑯᑦ.

ᓄᓇᕗᑦ ᓴᖅᓯᒪᓚᖅ
ᑐᓂᐅᖃᖅᑐᑦᑎᐊᓂᖓᓂᒃ ᐱᓇᑕᖅᓯᒪᓂᖏᑦᑐᒃᑲᓇᑕᒥᔅᑎᓂᐊᓕᒫᓄᑦ ᑲᓇᑕᖅᓯᒪᔪᓂᒃ >$100,000 ᐃᓕᓴᕆᐅᕗᓯᓚᐅᖅ ᖃᓄᐃᓕᐅᕐᓇᓂᖓᓂᒃᑎᑦᑎᓂᒃ ᑐᓂᐅᖃᖅᑐᑦᑎᐊᓚᐅᖅ ᐊᓯᖏᓐᓄᑦ ᐱᔭᕇᐅᔨᓕᕆᔨᒃᑯᑦ - ᑐᓴᖏᓂᖃᖅᑐᒃ ᐊᖏᓂᖓᓚᐅᖅᑐᑦ
2006/07

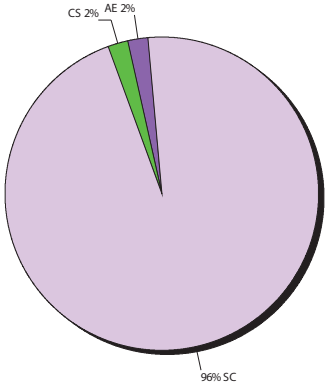

ᑐᓂᐅᖃᖅᑐᑦᑎᐊᓂᖓᓂᒃ ᐱᓇᑕᖅᓯᒪᓂᖏᑦᑐᒃᑲᓇᑕᒥᔅᑎᓂᐊᓕᒫᓄᑦ ᑲᓇᑕᖅᓯᒪᔪᓂᒃ ᐊᓯᖏᓐᓄᑦ ᐱᔭᕇᐅᔨᓕᕆᔨᒃᑯᑦ - ᑐᓴᖏᓂᖃᖅᑐᒃ ᐊᖏᓂᖓᓚᐅᖅᑐᑦ

ᐱᓇᑕᖅᓯᒪᓂᖏᑦᑐᒃᑲᓇᑕᒥᔅᑎᓂᐊᓕᒫᖅ - ᐊᓯᖏᓂ ᐱᔭᕇᐅᔨᓕᒃ	2006/07		2005/06	
ᖃᖏᑐᓕᕆᓂᑦ ᐃᓇᑕᖅᓯᓂᖅ (AC)	-	-%	1	-%
ᐃᒡᓗᑎᒃ ᑎᑎᕋᐅᔨᓂᖅ/ᓴᓇᓂᖅ (AE)	2	2	-	3
ᐃᒡᓗᓇᐅᔨᓂᖅ (CON)	-	-	-	-
ᐅᖃᐅᓪᓚᐃᓂᔨᓪᓗᒍ ᐱᔭᕐᑎᕋᑎᑦ (CS)	2	2	1	3
ᒥᑭᔨᑐᑎᓂᒃ ᓴᓇᓂᖅ ᐅᕙᓪᓕᐊᓂᖅᓯᓪᓗᒍ ᐊᖏᑭᑐᓂᓂᓂᓪᓗᒍ ᐱᔭᕐᑎᕋᑎᑦ (MC)	-	-	-	-
ᐱᔭᕐᑎᕋᔨᓂᓪᓗᒍ ᑲᓇᑐᐃᓐᓇᖅᑐᑎᓂᓂᓂᖅ (SC)	92	96	69	130
ᑲᑎᓕᒻᒥᓂᑦ	96	100%	71	136%

96% ᐊᖏᓂᖓᓚ ᐱᓇᑕᖅᓯᒪᓂᖏᑦᑐᒃᑲᓇᑕᒥᔅᑎᓂᐊᓕᒫᓂᒃ ᑐᓂᐅᖃᖅᑐᑦᑎᐊᓕᒃᑐᑦ ᐊᖏᓂᖓᓚᐅᖅᑐᑦ (ᓇᓗᓇᐃᖅᑕᐅᔨᓕᕆᔨᖏᑦᑐᑐᓂ) ᐱᔭᕇᐅᔨᓂᓪᓗᒍ ᑲᑎᓕᐊᖅᑕᖅᓯᒪᓂᖅᓪᓗᒍᓚᐅᖅᓕᒻᒥᓂᓗᓂᓂ.

4. ᑲᑎᕐᕉᖏᑦᑎᓂᖅ ᓄᓇᓕᑦ ᐱᓕᕆᖃᕐᓂᐊᕐᕋᖏᓐᓄᑦ

ᖃᐅᔨᒪᔪᖅᑎ ᐊᒋᓗᑦᓂᖅ "ᓄᓇᕗᑦ ᑲᑎᒪᔨᔪᖏᑕ ᑐᓂᐅᖃᐃᓂᖏᓐᓄᑦ ᓄᓇᓕᑦ ᐱᓕᕆᖃᕐᓂᐊᕐᕋᖏᓐᓄᑦ - ᑐᓴᓚᓂᖃᖅᑐᖅ ᐊᑭᖑᒍᑦ - >$25,000 ᑎᑭᓪᓗᒍ <= $100,000 - ᐃᓕᓴᐅᑎᕆᒪᓐᓂ ᐱᕐᔪᑎᑦ" ᓇᓗᓇᐃᔾᔨᔪᒪᓕᖅᖃᖅ ᑐᓂᐅᖃᖅᑕᐅᓂᖓ ᑲᑎᕐᕉᖏᑦᑎᓂᖅ ᑐᓂᐅᖃᖅᑕᐅᓂᑦ ᓄᓇᓕᑦ ᐱᓕᕆᖃᕐᓂᐊᕐᕋᖏᓐᓄᑦ, ᑐᓴᓚᓂᖃᖅᑐᖅ ᐊᑭᖑᒍᑦ ᑲᑎᕐᕉᖏᑦᑎᓂᖅᓄᑦ $25,000 ᐅᖓᑖᓂᒃᑯᓂᓄᑦ ᐊᓚᒐ $100,000 ᑐᓴᐅᒃᑯᓂᓄᑦ ᓇᓕᒧᑐᓂᖃᖅᑐᓂᒃ ᐃᓕᓴᐅᑎᕆᒪᓐᓂ ᐱᓕᕆᖃᕐᓂᐊᕐᕋᖏᓐᓄᑦ.

ᓄᓇᕗᑦ ᑲᑎᒪᓂᖅ
ᑲᑎᕐᕉᖏᑦᑐᑦ ᑐᓂᐅᖃᕐᓂᐊᕐᕋᖏᓐᓄᑦ ᓄᓇᓕᑦ ᐱᓕᕆᖃᕐᓂᐊᕐᕋᖏᓐᓄᑦ - ᑐᓴᓚᓂᖃᖅᑐᖅ ᐊᑭᖑᒍᑦ
ᑲᑎᕐᕉᖏᑦᑐᑦ >$25,000 ᑎᑭᓪᓗᒍ <=$100,000
ᐃᓕᓴᐅᑎᕆᒪᓐᓂ ᐱᓕᕆᖃᕐᓂᐊᕐᕋᖏᓐᓄᑦ
2006/07

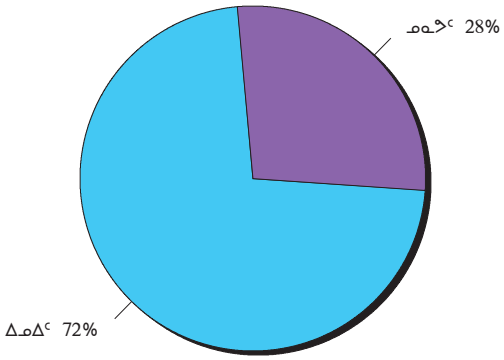

ᑲᑎᕐᕉᖏᑦᑐᑦ ᑐᓂᐅᖃᕐᓂᐊᕐᕋᖏᓐᓄᑦ ᓄᓇᓕᑦ ᐱᓕᕆᖃᕐᓂᐊᕐᕋᖏᓐᓄᑦ - ᑐᓴᓚᓂᖃᖅᑐᖅ ᐊᑭᖑᒍᑦ
ᑲᑎᕐᕉᖏᑦᑐᑦ >$25,000 ᑎᑭᓪᓗᒍ <=$100,000 - ᐃᓕᓴᐅᑎᕆᒪᓐᓂ ᐱᓕᕆᖃᕐᓂᐊᕐᕋᖏᓐᓄᑦ
(ᑕᐅᓴᖃᖅᑐᓕᕐᓂᑦ)

ᖃᓄᐃᑦᑐᓂᖓ	2006/07		2005/06	
ᐃᓄᐃᑦ	$ 1,906	72%	$ 2,348	74%
ᓄᓇᕗᑦ	723	28	843	26
ᑲᑎᓕᖅᓯᒪᑦ	$ 2,629	100%	$ 3,191	100%

ᑕᕐᓂᓂ ᐃᓕᖓᓂ ᖃᐅᔨᓴᓂᖃᖅᐳᑦ ᑲᑎᕐᕉᖏᑦᑐᑦ ᐊᑭᖑᓴᖏᑦ >$25,000 ᖃᓄᖅ <=$100,000 ᑭᓇᐅᔨᐃᑦ ᑭᓚᓂᖃᖅᑎᑦᑎᓂᕐᓂᖏᓐᓄᑦᓂᑐᓂ, ᐃᓕᓴᐅᑎᕆᒪᓐᓂ ᓂᐅᐹᓪᓕᐅᑎᓂ, ᑲᑎᓕᖅᓯᒪᑦ ᐊᑭᖑᓂ $2,629,000 ᑐᓂᐅᔨᕆᒪᓐᓂ ᓄᓇᕗᖓᓂᑐᓂ ᐃᓄᐃᑦ ᐊᒪᓚᐅ ᓄᓇᕗᑦ ᐱᓕᕆᖃᕐᓂᐊᕐᕋᖏᓐᓄᑦ (21%). $2,629,000 ᐊᑭᖑᓂᓕᕆᖃᖅᓂ, $1,906,000 ᑐᓂᐅᔨᕆᒪᓕᒃᑐᓂ ᓄᓇᕗᖓᓂᑐᓂ ᐃᓄᐃᑦ ᐱᓕᕆᖃᕐᓂᐊᕐᕋᖏᓐᓄᑦ (72%), ᐊᒪᓚᐅ $723,000 ᑐᓂᐅᔨᕆᒪᓕᒃᑐᓂ ᓄᓇᕗᑦ ᐱᓕᕆᖃᕐᓂᐊᕐᕋᖏᓐᓄᑦ (28%).

ᐄᐊᒪᓕᓴᖏᑦ, ᐃᒡᓗᓕᓕᓴᖏᑦ, ᓄᓇᕗᑦ ᐅᑭᐅᖅᑕᕐᑐᒥ ᓯᓚᑐᖅᓴᕐᓂᖅᓯᒪᓂ ᐊᒪᓚᐅ ᐃᓄᐃᑦ ᑲᑐᔾᖅᑎᑎᕐᓯᒪᓂᖅᓄᑦ ᓄᓇᕗᖓᓂᑐᓂᑐᒥ ᓄᓇᕗᑦᑐᒥ ᓇᓗᒋᓂᖅᓯᒪᓂᖅ ᓄᓇᕗᑦ ᐃᓅᓯᕐᓂᖅᓯᒪᓂᖅ ᐊᑐᐊᒃᑐᓂᑐᒥ ᐱᔾᔪᑎᑎᓂᓗᒍ ᐱᓕᕆᓂᐅᑉᓯᒪᓂᖅᓄᑦ ᓄᓇᕗᖓᓂᑐᓂᖓᓂᓕᒫᓂ ᓄᓇᕗᑦ ᑐᓴᓚᓕᖅᑐᑦ ᐃᓄᐃᑦ ᐱᓕᕆᖃᕐᓂᐊᕐᕋᖏᓐᓄᑦᓂᑐᓂ ᓄᓇᕗᑦ ᑲᑎᒪᔨᔪᖏᑕ ᓄᓇᕗᑦ ᐱᓕᕆᖃᕐᓂᐊᕐᕋᖏᓐᓄᑦ.

ᑲᓇᑕᕐᒪᔪᓕᒃ >$25,000 ᑎᑭᓗᒍ <=$100,000, ᓄᓇᓕᑦ, ᐊᖏᓂᖅᓱᒍᑦ

ᖃᐅᔨᓴᐸᑎ ᐊᒋᐊᓕᑐᖅ "ᓄᓇᕗᑦ ᓴᖅᓯᓐᓄᑦᑐᒃ ᑲᓇᑕᖅᑎᑕᕐᓂᖅᓯᒪᓂᖏᑦ ᓄᓇᓕᑦ ᐱᔪᓐᓇᖅᑐᕐᖏᓐᓄᑦ - ᑐᓴᐅᓂᖅᖢᑐᖅ ᐊᖏᓂᖅᓱᒍᑦ - ᑲᓇᑕᕐᒪᔪᓕᒃ ᐳ$25,000 ᑎᑭᓗᒍ <=$100,000 - ᐃᓕᓴᐅᑎᕐᓯᒪᓕᐅᓂ ᐱᖁᑎᑦ" ᓇᓗᓇᐃᔨᐃᓕᕐᓯᒪᔪᖅᖢᑐᖅ ᑐᓂᐅᖅᖢᑕᐅᓂᖓᓱᒃ ᑲᓇᑕᖅᑎᑕᕐᓂᖅᓯᒪᓂᖏᑦ ᓄᓇᓕᑦ ᐱᔪᓐᓇᖅᑐᕐᖏᓐᓄᑦ, ᑐᓴᐅᓂᖅᖢᑐᖅ ᐊᒥᓱᓂᖓ ᑲᑎᒪᔨᖅᑕᐅᓂᖅ $25,000 ᐅᖓᑎᑐᓴᕐᑐᑦ ᐊᖏᓗ $100,000 ᑐᖓᓕᓕᒍᓇᑦ ᓇᓕᒧᓂᐅᖅᖢᓇᓕᓂᐅᓕ ᐃᓕᓴᐅᑎᕐᓯᒪᓇᑎᒃ ᐱᔨᑎᖅ.

ᓄᓇᕗᑦ ᓴᖅᓯᓐᓄ
ᑲᓇᑕᖅᑎᑕᕐᓂᖅᓯᒪᓂᖏᑦ ᑐᓴᐅᓂᖅᖢᑐᖅ ᓄᓇᓕᑦ ᐱᔪᓐᓇᖅᑐᕐᖏᓐᓄᑦ - ᑐᓴᐅᓂᖅᖢᑐᖅ ᐊᖏᓂᖅᓱᒍᑦ
ᑲᓇᑕᖅᑎᑕᕐᓂᖅ > $25,000 ᑎᑭᓗᒍ <= $100,000
ᐃᓕᓴᐅᑎᕐᓯᒪᓕᐅᓂ ᐱᔨᑎᖅ
2006/07

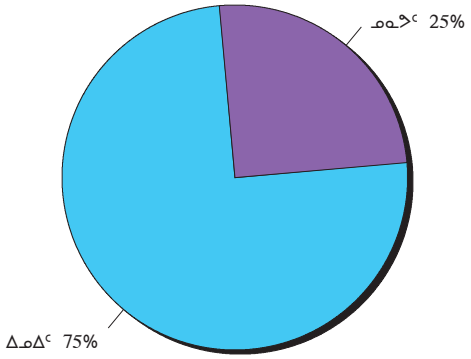

ᑲᓇᑕᖅᑎᑕᕐᓂᖅᓯᒪᓂᖏᑦ ᑐᓴᐅᓂᖅᖢᑐᖅ ᓄᓇᓕᑦ ᐱᔪᓐᓇᖅᑐᕐᖏᓐᓄᑦ - ᑐᓴᐅᓂᖅᖢᑐᖅ ᐊᖏᓂᖅᓱᒍᑦ
ᑲᓇᑕᖅᑎᑕᕐᓂᖅᓯᒪᓂᖏᑦ >$25,000 ᑎᑭᓗᒍ <=100,000 - ᐃᓕᓴᐅᑎᕐᓯᒪᓕᐅᓂ ᐱᔨᑎᖅ

ᖃᓄᐃᓕᐅᓂᖓᓱᒃ	2006/07		2005/06	
ᐃᓄᐃᑦ	39	75%	37	70%
ᓄᓇᕗᑦ	13	25	16	30
ᑲᑎᕋᒪᑦ	52	100%	53	100%

234 ᑲᓇᑕᖅᑕᕐᑎᑕᐅᓕᕆᔨᒃᑯᑦ ᑭᒡᓕᖃᖅᑕᐅᓂᒃᑲᖏᖅᑐᓂᒃ, ᐃᓕᓴᐅᑎᕐᓯᒪᓕᐅᓂ ᓂᐅᐸᐃᖅᓴᐅᐅᑎᑦ, 52 ᑐᓂᒃᑲᐅᕐᓯᒪᔪᓂᒃ ᓄᓇᓕᑦ ᐅᓂᒃᑳᖅᓯᓂᒃ ᓄᓇᕗᑦ ᐱᔪᓐᓇᖅᑐᕐᖏᓐᓄᑦ (22%). 52 ᑲᓇᑕᖅᑕᕐᑎᑕᐅᓕᕆᔨᓂᒃ, 39 ᑐᓂᒃᑲᐅᕐᓯᒪᔭᓗᑎᒃ ᓄᓇᓕᖃᖅᓯᐅᓂᒃᑲᓂᐅᓂ ᐃᓕᓴᐅᑦ ᐱᓕᕆᔨᐃᓯᑎᖅᑐᓂᒃᑯᑦ (75%), ᐊᖏᓗ 13 ᑐᓂᒃᑲᐅᕐᓯᒪᔭᓗᑎᒃ ᓄᓇᓕᖃᖅᓯᐅᓂᒃᑲᓂᐅᓂ ᓄᓇᕗᑦ ᐱᓕᕆᔨᐃᓯᑎᖅᑐᓂᒃᑯᑦ (25%).

ᑲᓪᓚᖁᑎᑦᑎᓂᒃᓯᑦ ᖃᓄᐃᓕᓐᓂᖅᓴᖅᑕᑦ ᐅᓂᒃᑲᓕᐊᖅ

ᑲᓪᓚᖁᔭᒧᑦ >$100,000, ᓄᓇᓕᑦ, ᐊᑭᖏᔪᑦ

ᖃᐅᔨᒪᔨᐸᑎ ᐊᒋᓕᑦᑐᖅ "ᓄᓇᕗᑦ ᑲᑎᒪᒃᑯᑦᑕ ᑲᓪᓚᖁᓕᖁᑎᑦᑎᓂᒋᓗᒍᖏᑦ ᓄᓇᓕᑦ ᐱᔨᓴᓕᖁᑦᑐᖅᓯᓄᑦ - ᑐᓴᒪᓂᖃᖅᑐᖅ ᐊᑭᖏᔪᑦ - ᑲᓪᓚᖁᔭᒧᑦ >$100,000 - ᐃᓕᓴᐅᑎᒋᒪᓕᓂᒃ ᐱᔨᓴᓂᒃᑯᖓ" ᓇᓗᓇᐃᔨᐃᒋᒪᓕᕐᓂᖅ ᑐᓂᐅᖁᖃᕐᓂᖓᓪᓗ ᑲᓪᓚᖁᓕᖁᑦᑐᖅᓯᓄᑦ ᓄᓇᓕᑦ ᐱᔨᓴᓕᖁᑦᑐᖅᓯᓄᑦ, ᑐᓴᒪᓂᖃᖅᑐᖅ ᐊᑭᖏᑦᓄᑦ ᑲᓪᓚᖁᔭᒧᑦ $100,000 ᐅᖓᑎᐊᓂᕐᑐᑦ ᐃᓕᓴᐅᑎᒋᒪᓕᓂᑲᑎᒃ ᐱᔨᓴᒃ.

ᓄᓇᕗᑦ ᑲᑎᒪᖅ
ᑲᓪᓚᖁᔭᒧᑦ ᑐᓂᐅᒋᒪᔭᒧᑦ ᓄᓇᓕᑦ ᐱᔨᓴᖃᖅᑕᑦᑐᖅᓯᓄᑦ - ᑐᓴᒪᓂᖃᖅᑐᑦ ᐊᑭᖏᔪᑦ
ᑲᓪᓚᖁᔭᒧᑦ >$100,000
ᐃᓕᓴᐅᑎᒋᒪᓕᓂᒃ ᐱᔨᓴᒃ
2006/07

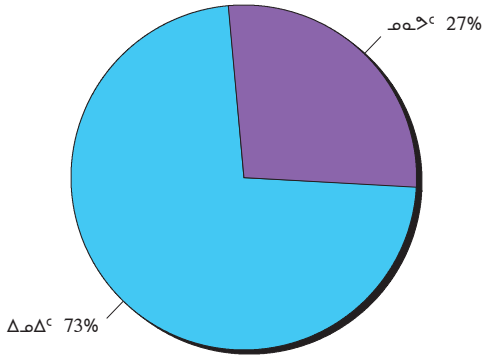

ᑲᓪᓚᖁᔭᒧᑦ ᑐᓂᐅᒋᒪᔭᒧᑦ ᓄᓇᓕᑦ ᐱᔨᓴᖃᖅᑕᑦᑐᖅᓯᓄᑦ - ᑐᓴᒪᓂᖃᖅᑐᑦ ᐊᑭᖏᔪᑦ
ᑲᓪᓚᖁᔭᒧᑦ >$100,000 - ᐃᓕᓴᐅᑎᒋᒪᓕᓂᒃ ᐱᔨᓴᒃ
(ᑕᐃᔨᖅᑐᓕᕐᑐᑦ)

ᖃᓄᐃᑦᑐᓂᒃ	2006/07		2005/06	
ᐃᓄᐃᑦ	$ 13,405	73%	$ 13,303	89%
ᓄᓇᕗᑦ	5,033	27	1,589	11
ᑲᑎᓕᒻᒥᑦ	$ 18,438	100%	$ 14,892	100%

ᑕᕐᕋᓂ ᐃᓕᖏᓂ ᖃᐅᔨᓴᓇᖃᖅᓴᓐᓂ ᐊᑭᖏᑦ ᑲᓪᓚᖁᔭᒧᑦ >$100,000 ᑭᓇᐅᔭᑦ ᐊᑭᖏᑦ ᑭᓯᓕᖃᖅᑎᑕᐅᓂᓚᐅᖏᑦᑐᓂ, ᐃᓕᓴᐅᑎᒋᒪᓕᓂᒃ ᓂᐅᔨᒪᔨᐸᑎ ᐃᓄᐃᑦ ᐅᕐᕋᓱᒃᑐᓂ ᓄᓇᕗᑦ ᐱᓕᓇᖅᓴᐃᓂᖏᑦᑐᓂ.

$109,966,000-ᖓᔪᓕ (ᖃᓪᓕᓇᐃᖅᑎᑕᐅᓂᒋᔭᐅᓂ ᑕᐅᔪᖏᑦᑐᓂ) ᐊᑭᖏᑦ ᑲᓪᓚᖁᔭᒧᑦ >$100,000 ᑭᓇᐅᔭᑦ ᐊᑭᖏᑦ ᑭᓯᓕᖃᖅᑎᑕᐅᓂᓚᐅ ᖏᑦᑐᓂ, ᐃᓕᓴᐅᑎᒋᒪᓕᓂᒃ ᓂᐅᔨᒪᔨᐸᑎ, $18,438,000-ᖓᔪᓕ (ᖃᓪᓕᓇᐃᖅᑎᑕᐅᓂᒋᔭᐅᓂ ᑕᐅᔪᖏᑦᑐᓂ) ᑐᓂᐅᖁᖃᕐᓂᖓᓪᓗ ᓄᓇᕗᖓᓪᓕᐅᑐᓂ ᐃᓄᐃᑦ ᐊᓚᓗ ᓄᓇᕗᑦ ᐱᓕᓇᖅᓴᐃᓂᖏᑦᑐᓂ (17%).

$18,438,000-ᖓᔪᓕ, $13,405,000 ᑐᓂᐅᒋᒪᔭᐅᓂ ᓄᓇᕗᖓᓪᓕᐅᑐᑦ ᐃᓄᐃᑦ ᐱᓕᓇᖅᓴᐃᓂᖏᑦᑐᓂ (73%), ᐊᓚᓗ $5,033,000 ᑐᓂᐅᒋᒪᔭᐅᓂ ᓄᓇᕗᖓᓪᓕᐅᑐᑦ ᓄᓇᕗᑦ ᐱᓕᓇᖅᓴᐃᓂᖏᑦᑐᓂ (27%).

ᑲᓇᑕᒧᐊᓂᒃ >$100,000 ᓄᓇᓕᑦ ᐊᖏᓂᖓᒍᑦ

ᖃᐅᔨᒪᐊᕐᑎ ᐊᑦᑕᓪᓕᖅ "ᓄᓇᕗᑦ ᓴᖅᓯᓐᓄᑦᑎᐅᒪᓂᖏᑦ ᑲᓇᑕᒧᐊᓂᒃᑎᓂᕐᒥᓯᓂᖓᓂᑦ ᓄᓇᓕᑦ ᐱᓕᕆᖃᑦᑕᕐᕕᖏᓐᓄᑦ - ᑐᑭᓯᓂᖃᖅᑐᖅ ᐊᖏᓂᒍᑦ ᓴᖅᓯᓐᓄᑦ - ᑲᓇᑕᒧᐊᓕᓄᑦ >$100,000 - ᐃᓕᓴᐅᑎᓯᒪᓂᓂ ᐱᔪᓐᓇᖅ" ᓇᓗᓇᐃᕐᓂᐊᕐᓗᒍ ᑐᓂᐅᖃᖅᑕᐅᓂᖓᓄᑦ ᑲᑎᒪᔨᖃᑦᑕᕐᕕᒃᑐᑦ ᓄᓇᓕᑦ ᐱᓕᕆᖃᑦᑕᕐᕕᖏᓐᓄᑦ, ᑐᑭᓯᓂᖃᖅᑐᖅ ᐊᒥᓱᓄᑦ ᑲᑎᒪᔨᖃᑦ $100,000 ᐅᖓᑖᓂᐊᓕᒫᑐᑦ ᐃᓕᓴᐅᑎᓯᒪᓂᑎᒃ ᐱᖓᓱᒃ.

ᓄᓇᕗᑦ ᓴᖅᓯᓐᓄ
ᑲᓇᑕᒧᐊᑦ ᑐᓂᐅᕆᓯᒪᔨᑦ ᓄᓇᓕᑦ ᐱᓕᕆᖃᑦᑕᕐᕕᖏᓐᓄᑦ - ᑐᑭᓯᓂᖃᖅᑐᖅ ᐊᖏᓂᖓᒍᑦ
ᑲᓇᑕᒧᐊᓂᒃ >$100,000
ᐃᓕᓴᐅᑎᓯᒪᓂᓂ ᐱᔪᓐᓇᖅ
2006/07

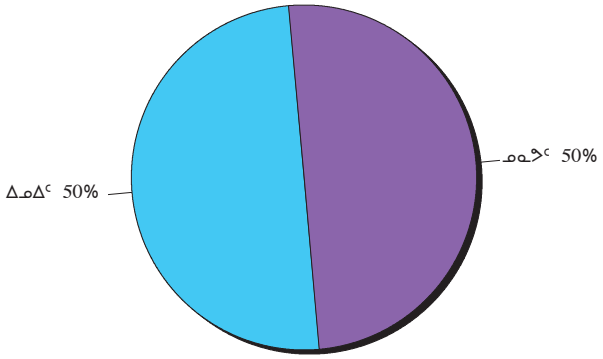

ᑲᓇᑕᒧᐊᑦ ᑐᓂᐅᕆᓯᒪᔨᑦ ᓄᓇᓕᑦ ᐱᓕᕆᖃᑦᑕᕐᕕᖏᓐᓄᑦ - ᑐᑭᓯᓂᖃᖅᑐᖅ ᐊᖏᓂᖓᒍᑦ
ᑲᓇᑕᒧᐊᑦ >$100,000 - ᐃᓕᓴᐅᑎᓯᒪᓂᓂ ᐱᔪᓐᓇᖅ

ᖃᓄᐃᑦᑐᓂᖅ	2006/07		2005/06	
ᐃᓄᐃᑦ	8	50%	20	71%
ᓄᓇᕗᑦ	8	50	8	29
ᑲᑎᒪᔨᖏᑦ	16	100%	28	100%

162 ᑲᓇᑕᒧᐊᑎᑕᐅᓕᕆᔨᓂᑦ >$100,000 ᑭᓇᐅᔭᐅᑦ ᑭᓪᓕᖃᖅᑎᑕᐅᓂᓗᒃᑖᓂᒃ, ᐃᓕᓴᐅᑎᓯᒪᓂᓂ ᓂᐅᕐᐳᖅᓇᐅᑎᓂᑦ, 16 ᑐᓂᐅᕆᓯᒪᔭᑦ ᓄᓇᓕᓂᒋᑐᓂ ᐃᓄᐃᑦ ᐊᒻᒪᓗ ᓄᓇᕗᑦ ᐱᓕᕆᔨᒪᓂᖅᑐᖅᓄᑦ (10%).

8 ᑐᓂᐅᕆᓯᒪᓕᒫᒃ ᓄᓇᓕᖅᑐᓂᒋᑐᓂ ᐃᓄᐃᑦ ᐱᓕᓗᐊᔨᒪᓂᖅᑐᖅᓄᑦ (50%); ᐊᒻᒪᓗ
8 ᑐᓂᐅᕆᓯᒪᓕᒫᒃ ᓄᓇᓕᖅᑐᓂᒋᑐᓂ ᓄᓇᕗᑦ ᐱᓕᓗᐊᔨᒪᓂᖅᑐᖅᓄᑦ (50%).

5. ᑐᓂᐅᕗᓯᒪᔪᑦ ᐱᐅᓂᖏᑦ

ᖃᐅᔨᑎᐊᕐᑎ ᐊᑦᑕᓪᓕᖅ "ᓄᓇᕗᑦ ᓴᖅᓯᓐᓄᑦᑐᑦ ᑐᓂᐅᖃᐃᓂᖏᑦ ᑐᓂᐅᕗᓯᒪᔪᑦ ᐱᐅᓂᖏᑦ ᑭᒃᑯᓕᖅᖢᓐᓇᑦ ᐃᓄᐃᑦ ᐊᒻᒪᓗ ᖃᓪᓗᓈᑦ ᐱᓕᕆᔨᒃᑯᑦ ᐃᓕᓴᕐᓂᖏᓐᓂᒃ - ᑐᖢᖏᓂᖃᖅᑐᑦ ᐊᖏᓂᖏᓐᓇᒍᑦ - ᐃᓕᓴᐅᑎᕐᓯᒪᓕᑎᒃ ᐱᒋᐊᑦ ᐊᒻᒪᓗ ᐱᑕᖃᑎᖓᔪᓐᓇᐅᔪᓐᓇᖅᑎᑦ ᓄᓇᓕᐊᐅᐃᓕᕐᓯᒪᔪᖃᖅ ᑐᓂᐅᖃᐃᓂᖃᖅ ᑐᓂᐅᕗᓯᒪᔪᑦ ᐱᐅᓂᕐᓯᒪᔪᑦ ᐃᓄᐃᑦ ᐊᒻᒪᓗ ᖃᓄᖅᑲᓇᑦ ᐱᓕᕆᔨᒃᑯᑦ ᐊᖏᓂᖏᓐᓇᒍᑦ ᑐᖢᖏᓂᖃᖅᑐᑦ.

ᓄᓇᕗᑦ ᓴᖅᓯᓐᓄᑦ
ᑐᓂᐅᖃᐃᓂᖏᑦ ᑐᓂᐅᕗᓯᒪᔪᑦ ᐱᐅᓂᖏᑦ ᐃᓄᐃᑦ ᐊᒻᒪᓗ ᖃᓄᖅᑲᓇᑦ ᐱᓕᕆᔨᒃᑯᑦᑐᓂᒃ
ᑐᖢᖏᓂᖃᖅᑐᑦ ᐊᖏᓂᖏᓐᓇᒍᑦ
ᐃᓕᓴᐅᑎᕐᓯᒪᓕᑎᒃ ᐱᓯᒪᔪᑦ ᐊᒻᒪᓗ ᐱᑕᖃᑎᖓᔪᓐᓇᐅᔪᓐᓇᖅᑎᑦ
2006/07

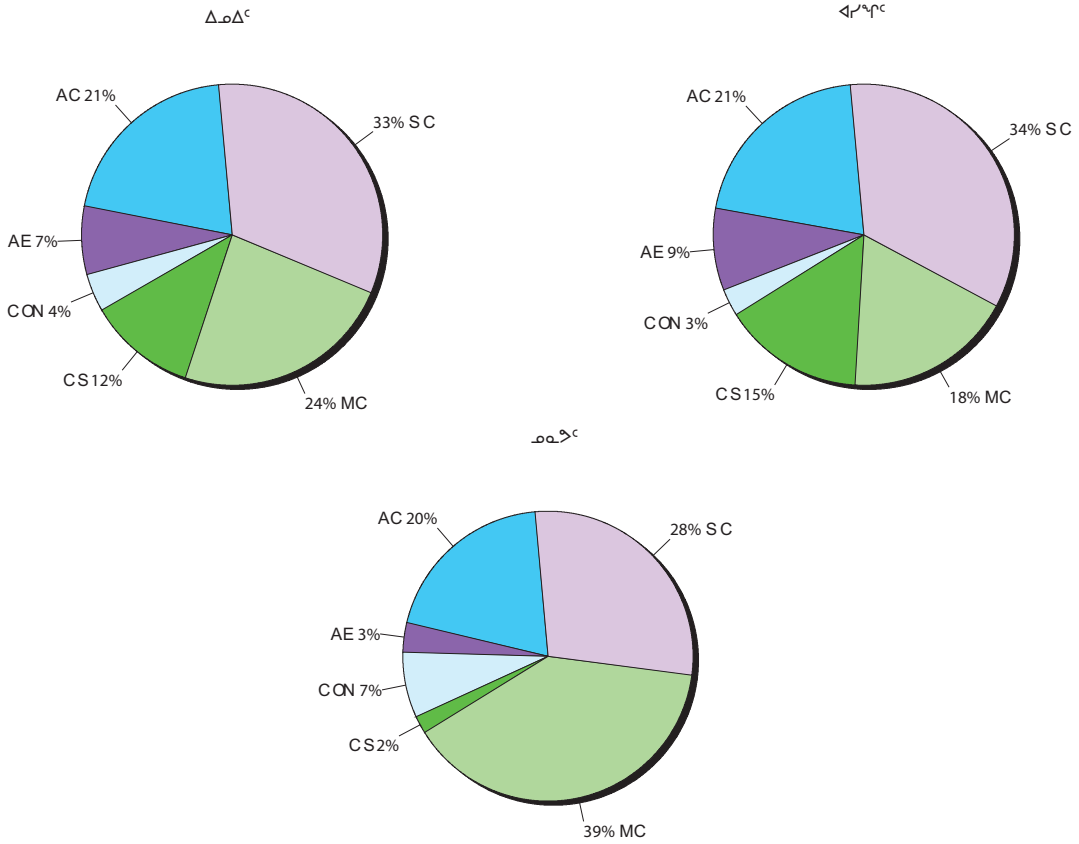

ᑐᓂᐅᖃᖅᑕᐅᓂᖏᑦ ᑐᓂᐅᐅᓯᒪᔪᑦ ᐱᐅᐅᓂᖏᑦ ᐃᓄᐃᑦ ᐊᒻᒪᓗ ᖃᓪᓗᓈᑦ ᐱᓕᕆᔨᕐᓇᑎᖏᓐᓂᑦ
ᑐᖓᓯᓂᖃᖅᑐᖃᖅ ᐊᖏᕐᓂᖓᓯᒍᑦ - ᐃᓕᓴᐅᑎᓯᒪᓇᑎᒃ ᐱᔪᑎᑦ ᐊᒻᒪᓗ ᐱᑕᖃᖅᑎᑕᐅᔾᔨᔪᐊᑦ
2006/07

ᖃᓄᐃᑦᑎᓂᖅ	ᑲᑎᓕᓴᓗᑦ		ᐃᓄᐃᑦ		ᖃᓪᓗᓈᑦ	
ᖃᖓᑕᓯᒥᒃ ᓴᑕᖏᓂᖃᖅ (AC)	115	21%	30	20%	85	21%
ᐃᓚᓗᒥᒃ ᑎᑎᕋᐅᔾᔨᓂᖃᖅ/ᓴᓇᓂᖃᖅ (AE)	41	7	5	3	36	9
ᐃᓚᓗᓕᐅᔾᔨᓂᖃᖅ (CON)	23	4	11	7	12	3
ᐅᖃᐅᔾᔪᑕᐃᓂᔾᔪᑦ ᐱᐅᑎᕋᑎᑦ (CS)	65	12	3	2	62	15
ᒥᑭᔅᑐᑎᓂᒃ ᓴᓇᓂᖃᖅ ᐅᑦᓭᓪᓗᓂᑦ ᐋᖃᐹᒪᑎᓂᓂᓕᔪᑦ ᐱᐅᑎᕋᑎᑦ (MC)	133	24	59	39	74	18
ᐱᐅᑎᕋᔾᔨᓂᔪᑦ ᐊᓪᑐᕐᖃᑎᓂᕐᓂᖃᖅ (SC)	183	33	43	28	140	34
ᑲᑎᓕᓴᓗᑦ	560	100%	151	100%	409	100%

2005/06

ᖃᓄᐃᑦᑎᓂᖅ	ᑲᑎᓕᓴᓗᑦ		ᐃᓄᐃᑦ		ᖃᓪᓗᓈᑦ	
ᖃᖓᑕᓯᒥᒃ ᑎᑎᕋᐅᔾᔨᓂᖃᖅ (AC)	60	14%	19	13%	41	15%
ᐃᓚᓗᒥᒃ ᑎᑎᕋᐅᔾᔨᓂᖃᖅ/ᓴᓇᓂᖃᖅ (AE)	81	19	6	4	75	27
ᐃᓚᓗᓕᐅᔾᔨᓂᖃᖅ (CON)	22	5	13	9	9	3
ᐅᖃᐅᔾᔪᑕᐃᓂᔾᔪᑦ ᐱᐅᑎᕋᑎᑦ (CS)	32	7	3	2	29	10
ᒥᑭᔅᑐᑎᓂᒃ ᓴᓇᓂᖃᖅ ᐅᑦᓭᓪᓗᓂᑦ ᐋᖃᐹᒪᑎᓂᓂᓕᔪᑦ ᐱᐅᑎᕋᑎᑦ (MC)	163	38	91	61	72	26
ᐱᐅᑎᕋᔾᔨᓂᔪᑦ ᐊᓪᑐᕐᖃᑎᓂᕐᓂᖃᖅ (SC)	71	17	18	12	53	19
ᑲᑎᓕᓴᓗᑦ	429	100%	150	100%	279	100%

ᐅᓄᔾᓂᖏᑦ ᐃᓄᐃᑦ ᓇᖕᒥᓂᔾᔨᓂᖏᑦ ᐱᓕᕆᔾᔨᑦ ᐱᓇᓱᐊᔾᔨᑐᓂᓂᒃ ᐊᑭᑐᔅᓯᐅᑎᓂᒃ ᖃᖓᑕᓯᒥᓕᒃ ᓴᓪᓕᖅᑐᑦ ᐊᒻᒪᓗ ᐱᐅᑎᕋᑎᓂᔾᔨᑦ ᑲᑎᓕᓴᓗᑦ ᐊᐅᓚᑦᑎᓂᓂᖏᓐᓇᒃ ᖃᓄᐃᓕᓕᐅᔪᓂᒃ ᐊᑭᑐᔅᓯᐅᑎᓂᒃ ᖃᓄᐃᓕᓕᐅᔪᓂᒃ ᓴᓇᓂᖃᖅ ᐊᒻᒪᓗ ᐱᐅᑎᕋᑎᓂᔾᔨᑦ ᐃᓄᐃᑦ ᓇᖕᒥᓂᔾᔨᓂᖏᑦ ᐱᓕᕆᔾᔨᑦ ᐱᓇᓱᐊᔾᔨᑐᓂ

6. ᐃᓄᖅᓂᒃ ᐃᖅᑲᓇᐃᔨᖅᑎᑎᓂᖅ

ᖃᐅᔨᒪᐊᕐᑎ ᐊᑕᐅᓪᓗᖅ ᓄᓇᕗᑦ ᓴᖅᓯᒪᓂᕐᒥᑦ ᑐᓂᐅᖅᑲᐃᓂᖅ ᐃᓄᖅᓂᒃ ᐃᖅᑲᓇᐃᔨᖅᑎᑎᓂᑎᓇᐊᖅᓴᓂᓗᑦ - ᒥᑭᔪᑎᑦ ᓴᓇᔨᐅᕐᓇᐊᓕᖅᓄᑦ ᐊᖅᑭᐅᒪᑎᑎᓂᓂᓗᑦᓯᓚᖅᓄᑦ ᐃᓕᐅᓂᐅᔨᑦ ᐃᓄᖅᓂᒃ ᐃᖅᑲᓇᐃᔨᖅᑎᑎᓂᓂᓗᑦ ᐃᓱᓪᓕᐅᔨᓂᒥᑦ ᐊᓗᒪ ᐊᖅᑭᐅᒪᑎᑎᓂᓂᓗᑦ ᑲᔪᓯᔪᓚᓄᑦ ᐊᑭᖅᑎᑐᓂᒃ $100,000 ᑐᓴᓂᓂ. ᑕᓪᓕᒪ ᑲᔪᓯᔪᓚᑦᑐᑦ ᖃᓄᐃᑐᑐᓂᖅ ᐅᖅᑲᐅᑎᓚᐅᖅᓴᖅ "ᒥᑭᔪᑎᑐᓂᒃ ᐱᓕᓇᓂᖅ" ᐅᑦᓯᓗᓂᓂ "ᐊᐅᓪᓚᕐᓇᓂᑦ ᐊᓗᒪ ᐊᖅᑭᐅᒪᐃᓐᓇᕐᓂᖅ" ᑲᔪᓯᔪᓚᑦᑐᑦ.

	2006/07			2005/06		
	ᐊᑯᓕᖅᑕᕐᓗᒍᒪᔪᖅ ᐊᑐᖅᑕᐅᔨᓇᓕᒃ	ᐊᑯᓕᖅᑕᕐᓗᒍᒪᔪᖅ ᐊᑭᑐᔪᐅᑕᐅᓪᓚᖅᓄᑦ	ᐊᑯᓕᖅᑕᕐᓗᒍᒪᔪᖅ ᐱᔨᐅᓪᓚᓄᑦ	ᐊᑯᓕᖅᑕᕐᓗᒍᒪᔪᖅ ᐊᑐᖅᑕᐅᔨᓇᓕᒃ	ᐊᑯᓕᖅᑕᕐᓗᒍᒪᔪᖅ ᐊᑭᑐᔪᐅᑕᐅᓪᓚᖅᓄᑦ	ᐊᑯᓕᖅᑕᕐᓗᒍᒪᔪᖅ ᐱᔨᐅᓪᓚᓄᑦ
ᓄᓇᕗᓕᒫᒥ	32%	54%	52%	27%	51%	60%
ᖃᑭᖅᑕᓗᓂ	17	45	37	25	55	53
ᖃᑎᖅᒥᐅᑦ	25	8	10	10	28	42
ᑭᓴᓕᖅ	47	72	72	34	59	73

ᑭᓇᐅᔨᓕᓚᓂᖅᓴᒪᑦ ᐊᖏᕿᒧᑐᓂ 2005/06-ᒥᑦ, ᐃᖅᑲᓇᐃᔨᖅᑎᑎᑕᐅᔨᓚᐅᖅᑎᓂᓕᖅᑐᓂᒃᑯᓐᓂᓕᒃ" ᐱᓕᓚᐊᓚᐅᔨᑎᐊᓕᐅᖅᓴᑦ ᓄᓇᕗᓕᒫᓐᓇᒪᑦ. ᓄᓇᕗᑦ ᐊᐃᑲᔪᖏᓪᓕᐊᓂᖅᑐᓂᓕᒃ, ᐃᖅᑲᓇᐃᔨᖅᑕᖅᑎᑎᑕᐅᒪᔨᖅᑕᖅᑐᑦ ᒪᕕᐅᓪᓕᔭᓕᔪᓚᑦᑐᒃ ᐃᖅᑲᓇᐃᔨᖅᑎᑎᑕᐅᔨᓚᐅᖅᑎᓂᖅᑐᓂᒃᑯᓐᓂᓕᒃ.

ᖃᐅᔨᒪᐊᕐᑎ ᐊᑕᐅᓪᓗᖅ ᓄᓇᕗᑦ ᓴᖅᓯᒪᓂᕐᒥᑦ ᓂᓚᐅᒋᐊᕐᓯᒪᔪᓂᒃ ᐃᑲᔪᕐᓇᓂᒃ ᐊᖏᓕᓂᖅᑐᑦ - ᐊᖏᓂᖅᑦ ᓴᓇᔨᐅᕐᓇᐊᓕᖅᓄᑦ ᓄᓇᕗᐃᖅ ᐅᖅᑲᐅᑎᓚᐅᖅᓴᖅ ᑲᔪᓯᔪᓚᑦᑐᒃ ᐊᖏᓂᖅᑐᓂᒃ $100,000 ᐅᖅᑲᒪᔪᓂᖅᓴᒪᑦ. ᑕᓪᓕᒪ ᑲᔪᓯᔪᓚᑦᑐᑦ ᖃᓄᐃᑐᑐᓂᖅᓴᖅ "ᐊᖏᓂᔪᓂᒃ ᐱᓕᓇᓂᖅ" ᐅᑦᓯᓗᓂᓂ "ᐊᖏᑐᓂᒃᑯᓐᓂᓕᒃ ᐱᑎᐊᖅᑎᑎᑕᐅᒪᔪᓚᐅᖅᓴᖅ" ᑲᔪᓯᔪᓚᑦᑐᑦ.

	2006/07			2005/06		
	ᐊᑯᓕᖅᑕᕐᓗᒍᒪᔪᖅ ᐊᑐᖅᑕᐅᔨᓇᓕᒃ	ᐊᑯᓕᖅᑕᕐᓗᒍᒪᔪᖅ ᐊᑭᑐᔪᐅᑕᐅᓪᓚᖅᓄᑦ	ᐊᑯᓕᖅᑕᕐᓗᒍᒪᔪᖅ ᐱᔨᐅᓪᓚᓄᑦ	ᐊᑯᓕᖅᑕᕐᓗᒍᒪᔪᖅ ᐊᑐᖅᑕᐅᔨᓇᓕᒃ	ᐊᑯᓕᖅᑕᕐᓗᒍᒪᔪᖅ ᐊᑭᑐᔪᐅᑕᐅᓪᓚᖅᓄᑦ	ᐊᑯᓕᖅᑕᕐᓗᒍᒪᔪᖅ ᐱᔨᐅᓪᓚᓄᑦ
ᓄᓇᕗᓕᒫᒥ	35%	39%	-%	25%	35%	31%
ᖃᑭᖅᑕᓗᓂ	40	44	-	31	33	3
ᖃᑎᖅᒥᐅᑦ	8	17	-	15	32	26
ᑭᓴᓕᖅ	33	30	-	30	39	47

ᓇᓗᓇᐃᔨᐅᑎ ᑕᒪᑭᑦ ᓇᒻᒥᐅᑎᓂᒃ ᖃᓄᖅᓯᓂᒃ ᓇᓗᓇᐃᖅᓯᖏᓐᓄᑦ ᑕᑯᐊᐊ ᖃᓄᖅᓯᓂᒃ ᐃᓄᖅᓂᒃ ᐃᖅᑲᓇᐃᔨᖅᑎᑎᑕᐅᔨᓚᐅᖅᑎᓂᖅᑐᓂᒃ ᑲᔪᓯᔪᓚᑦᑐᑦ ᐊᑐᖅᑕᐅᔨᓇᓕᒃᑯᓐᓂᓕᒃ ᐃᓕᓴᕐᓂᕐᓗᒍ ᐊᑐᖅᑕᐅᔨᓇᓕᒃ ᐃᓄᖅᓂᒃ ᐃᖅᑲᓇᐃᔨᖅᑎᑎᑕᐅᔨᓚᐅᖅᑎᓂᖅᑐᓂᒃ ᑎᑎᕋᖅᓯᒪᔪᓂᒃ ᐊᑐᓇᓕᖅᑐᓂᒃ ᑲᔪᓯᔪᓚᑦᑐᑦ ᐊᓂᒍ ᐃᓄᖅᓂᒃ ᐃᖅᑲᓇᐃᔨᖅᑎᑎᑕᐅᔨᓚᐅᖅᑎᓂᖅᑐᓂᒃᑯᓐᓂᓕᒃ ᐊᑐᓇᓕᖅᑐᓂᒃ ᑲᔪᓯᔪᓚᑦᑐᑦ ᐊᓂᒍ ᐃᓄᖅᓂᒃ ᐃᖅᑲᓇᐃᔨᖅᑎᑎᑕᐅᔨᓚᐅᖅᑎᓂᖅᑐᓂᒃᑯᓐᓂᓕ

ᖃᐅᔨᒪᔪᖅᑎᑦ ᐊᒋᐊᓪᓚᖅ ᓄᓇᕗᑦ ᓴᖅᓯᓐᓂᒃᑯᑦ ᓂᕆᐅᒋᔭᐅᓂᖅᓯᒪᔨᖅ ᐃᑲᔪᕐᓂᖅ ᐊᑭᓐᓄᑦ - ᒥᑭᓂᖓᓂᒃᑯᑦ ᐊᖏᔪᒪᓂᖅ ᐊᖏᔪᓂᖅᓯᒪᔪᖅ ᓄᓇᕗᑦ ᓴᖅᓯᓐᓂᒃᑯᑦ ᐊᑭᓐᓄᑦ - ᒥᑭᓂᖓᓂᒃᑯᑦ ᐊᖏᔪᓂᖅᓯᒪᔪᖅ ᐊᑭᓐᓄᑦ ᐊᖏᔪᓂᖅᓯᒪᔪᖅ ᐊᑐᖅᑕᐅᓂᖅᓯᒪᔪᖅ ᐃᓕᓴᕐᔪᐊᓘᑦ ᐃᓄᐃᑦᑐᖅᑕᐅᓂᖅᓯᒪᔪᖅ ᐊᑐᖅᑕᐅᓂᖅᓯᒪᔪᖅ ᐃᓄᐃᑦᑐᖅᑕᐅᓂᖅᓯᒪᔪᖅ.

ᓄᓇᕗᑦ ᓴᖅᓯᓐᓂ
ᐊᑭᓐᓄᑦ ᐃᑲᔪᕐᓂᖅ ᐊᖏᔪᓂᖅᓯᒪᔪᖅ
ᒥᑭᓂᖓᓂᒃᑯᑦ ᐊᖏᔪᓂᖅᓯᒪᔪᖅ ᓴᓇᔨᓴᕐᓂᖅ
2006/07

ᐊᑭᓐᓄᑦ ᐃᑲᔪᕐᓂᖅ ᐊᖏᔪᓂᖅᓯᒪᔪᖅ ᐃᓄᐃᑦᑐᖅᑕᐅᓂᖅᓯᒪᔪᖅ

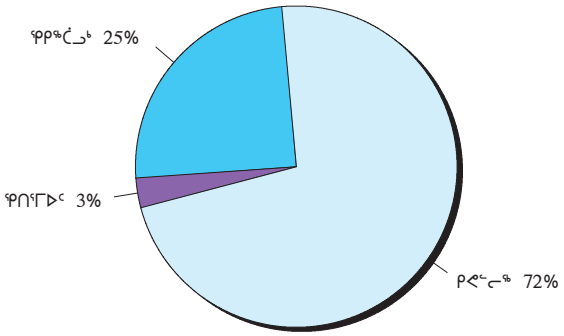

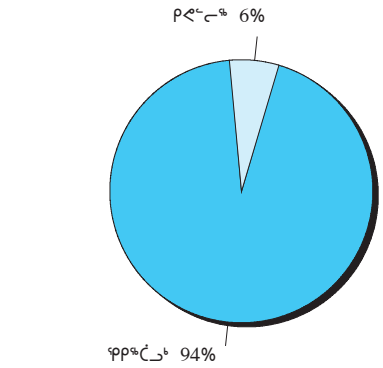

ᓄᓇᕗᑦ ᓴᖅᓯᓐᓂᒃᑯᑦ ᖃᓄᖅᑭᐅᑦ

	2006/07 ᓂᕆᐅᒋᔭᐅᓂᖅᓯᒪᔪᖅ ᐃᑲᔪᕐᓂᖅ ᐊᖏᔪᓂᖅᓯᒪᔪᖅ	ᐊᖏᔪᓂᖅᓯᒪᔪᖅ ᐃᑲᔪᕐᓂᖅ ᐊᖏᔪᓂᖅᓯᒪᔪᖅ	ᐊᖏᔪᓂᖅᓯᒪᔪᖅ ᐃᑲᔪᕐᓂᖅ ᐊᖏᔪᓂᖅᓯᒪᔪᖅ
ᖃᐅᔨᒪᔭᒃ	$117	$27	$29
ᖃᓄᖅᑭᐅᑦ	6	3	-
ᐅᖃᐅᓯᖅ	105	80	2

	2005/06 ᓂᕆᐅᒋᔭᐅᓂᖅᓯᒪᔪᖅ ᐃᑲᔪᕐᓂᖅ ᐊᖏᔪᓂᖅᓯᒪᔪᖅ		ᐊᖏᔪᓂᖅᓯᒪᔪᖅ ᐃᑲᔪᕐᓂᖅ ᐊᖏᔪᓂᖅᓯᒪᔪᖅ		ᐊᖏᔪᓂᖅᓯᒪᔪᖅ ᐃᑲᔪᕐᓂᖅ ᐊᖏᔪᓂᖅᓯᒪᔪᖅ	
ᖃᐅᔨᒪᔭᒃ	$123	37%	$56	55%	$32	97%
ᖃᓄᖅᑭᐅᑦ	69	21%	2	2%	1	3%
ᐅᖃᐅᓯᖅ	138	42%	43	43%	-	-%

ᖃᐅᔨᒪᔪᖅᑎᑦ ᖃᓄᐃᓕᓴᕐᓂᒃᑯᑦ ᐅᖃᖅᓯᒪᔭᒃ ᐊᖏᔪᓂᖅᓯᒪᔪᖅ ᐃᑲᔪᕐᓂᖅ ᐊᖏᔪᓂᖅᓯᒪᔪᖅ

7. ᓄᓇᕗᒻᒥ ᓇᓕᒥᓂᖃᖅᑐᓄᑦ ᐃᑲᔪᖏᑦ ᐊᖅᑭᒋᐊᖅᑕᐅᓂᖓᑦ

ᖃᐅᔨᒋᐊᕐᑎᑎ ᐊᑦᑐᓕᕐᓂᖅ ᓄᓇᕗᑦ ᑲᑎᒪᔨᖓᑦᑕ ᑐᓂᐅᖃᖅᐃᓂᖓᑦ ᓄᓇᕗᒻᒥ ᓇᓕᒥᓂᖃᖅᑐᓄᑦ ᐃᑲᔪᑎᓄᑦ ᑐᓂᐅᐅᔪᓕᐊᔪᑦ ᑲᓇᑕᖏᑦᑎᓂᒃᑯᑦ - ᑐᓴᓚᓂᖃᖅᑐᓂ ᐊᑭᓚᒍᑦ ᓇᓗᓇᐃᔨᐅᓕᖅᓂᖅ ᑐᓂᐅᖃᖅᓯᒪᓂᖓᓚᐅᑎᑦ ᑲᑎᒪᔨᖓᑦᑕᒥᓂᒃ ᐃᓕᓴᕐᓂᖅ ᐃᓕᓴᕐᓂᖅ ᐊᑐᕐᓂᖓᓕᒫᑎᓄᑦ ᐱᖓᓱᓂ ᐊᓚᒐᓂ ᐱᑕᖃᖏᑦᑐᖅᑐᓂᖓᓕᕆᔨᒃᑯᑦ.

ᓄᓇᕗᑦ ᑲᑎᒪᖅ
ᑐᓂᐅᖃᖅᐃᓂᖓᑦ ᓄᓇᕗᒻᒥ ᓇᓕᒥᓂᖃᖅᑐᓄᑦ ᐃᑲᔪᑎᓄᑦ ᑐᓂᐅᐅᔪᓕᐊᔪᑦ ᑲᑎᒪᔨᖓᑦᑕ ᑐᓴᓚᓂᖃᖅᑐᓄᑦ - ᑐᓴᓚᓂᖃᖅᑐᓂ ᐊᑭᓚᒍᑦ
2006/07

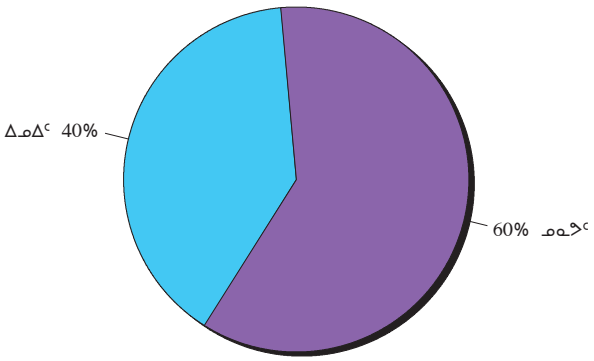

ᑐᓂᐅᖃᖅᐃᓂᖓᑦ ᓄᓇᕗᒻᒥ ᓇᓕᒥᓂᖃᖅᑐᓄᑦ ᐃᑲᔪᑎᓄᑦ ᑐᓂᐅᐅᔪᓕᐊᔪᑦ ᑲᑎᒪᔨᖓᑦᑕ ᑐᓴᓚᓂᖃᖅᑐᓄᑦ - ᑐᓴᓚᓂᖃᖅᑐᓂ ᐊᑭᓚᒍᑦ
(ᑕᐅᓴᖅᑭᑦᓂᖅᑐᑦ)

ᑲᑎᒪᔨᖓᑦ ᐃᓕᓴᕐᓂᖅᓯᒪᓂᑯᑦ ᐱᖓᓱᓂ ᐱᑕᖃᖏᑦᑐᖅᑎᓯᑐᐃᓐᓇᖅᑐᓕᖅ	2006/07		2005/06	
ᐃᓄᐃᑦ	$ 298	40%	$ 1,150	73%
ᓄᓇᕗᑦ	453	60	431	27
ᑲᑎᒪᓕᕐᓂᑦ	$ 751	100%	$ 1,581	100%

ᒪᓕᒐᓱ ᑐᑭᓯᐊᖅᑎᓴᖃᖅ ᑐᓴᓚᓂᖃᖅᑐᓂ ᑲᑎᒪᔨᖓᑦᑕᓕᒫᓂᑯᑦ, ᐃᓕᓐᓂᐅᑎᓯᓕᓂᑯᑦ ᓂᐅᐃᕐᓴᓕᐅᑎᑦ ᐊᖏᓚᓗ ᐱᑕᖃᖅᑎᑦᑎᓂᐅᔨᔭᕐᓇᖅᑐᑦ. ᓄᓇᕗᒻᒥ ᓇᓕᒥᓂᖃᖅᑐᓄᑦ ᐃᑲᔪᑎᓄᑦ ᐊᑐᐊᓚᑦ ᐊᑭᑭᑦᓂᖃᖅᑐᓂᕐᓂᓯᓚᓂᖓᑦ ᐃᓕᓐᓂᐅᓯᓕᐅᑎᓯᓕᕆᓂᖓᑦ ᐃᓕᓐᓂᐅᓴᐅᓂᖃᖅᑐᓂᕐᓂᓯᓚᓂᖓᑦ ᐊᑭᑭᑦᓂᖃᖅᑐᓂᕐᓂᓯᓚᓂᖓᑦ ᐊᓂᔨᓂ

ᑲᓇᑕᒃ ᐊᑭᖏᑦ ᑐᓴᕐᕕᓯᒪᔪᑦ ᐃᓄᐃᑦ ᐊᓯᒪᓗ ᓄᓇᕗᓯᒪᕐᕕᑕᓄᑦ ᓇᒥᒋᔨᓂᖅᓯᒪᓂᑦ ᐱᓕᕆᔨᐃᖅᑎᑦ ᖃᐅᔨᓴᕐᓯᒪᔪᑦ 11%-ᒥᑦ. ᒎᓪᓗ ᖃᐅᔨᒪᔨᐊᑎᒃ ᖃᐅᓪᓚᕆᑐᖅᑎᑦᑎᓐᓄᖅ ᑕᒃᑯᐊ ᐅᓄᖅᓂᖏᑦ ᑲᓇᑕᒥᔪᓐᓇᖅᑐᑦ ᑐᓴᕐᕕᓯᒪᔪᑦ ᐱᓕᐊᑎᖃᖅᑎᑦ ᓄᓇᕗᓯᒪᒥᑦ ᓇᒥᒋᔨᓂᖅᓯᒪᓂᑦ ᐃᑲᔪᖅ ᐃᓕᓴᕐᓯᒪᔪᑦ ᐃᓚᖏᑦᑐᕐᓯᒪᓂᖅᓯᒪᓂᑦ ᐊᑭᖏᑦ 100% ᐅᖃᖅᑕᓄᑦ ᖃᐅᔨᔭᐊᓗ 2005/06 ᐊᒻᒪ 2006/07. ᐅᖃᖅᑖᖅᓯᒪᔪᑦᑐᖅ ᐃᓄᐃᑦ ᐊᒻᒪᓗ ᓄᓇᕗᓯᒪᕐᕕᑕᓄᑦ ᓇᒥᒋᔨᓂᖅᓯᒪᓂᑦ ᐱᓕᕆᖃᖅᑎᑦ ᐊᓯᔪᖁᔨᓴᕐᕕᒃᓴᓂᖅᓴᓂᖅ ᐱᓇᓱᐊᖁᔨᓴᕐᓗᑎᒃ ᐊᒻᒪ ᓴᓇᓂᖅᓴᖅᑕᐅᓪᓚᕆᔨᓴᕐᓗᑎᒃ ᑲᓇᑕᒥᔪᓐᓇᖅᑐᑦ ᐃᓄᐃᑦ ᐊᑭᖏᑦᑕᐅᓪᓚᕆᑐᖅᑎᑦᑎᓐᓄᖅ ᐃᓄᐃᑦᑐᕐᖏᖅᑲᐊᑦᓗᑎᒃ ᐃᓄᐃᑦᑎᓐᓄᑦ ᐊᑭᖏᑦᑕᐅᓪᓚᕆᑐᖅᑎᑦ.

ᖃᐅᔨᒪᔨᐊᑎᒃ ᐊᒋᓐᓂᑐᒃ ᓄᓇᕗᑦ ᓴᖅᓯᒪᓕᖅᑐᑦ ᑐᓴᕐᕕᖃᖅᑐᓂᖅᑐᑦ ᓄᓇᕗᓯᒪ ᓇᒥᒋᔨᖃᖅᑐᓄᑦ ᐃᓄᐃᑦᑎᓐᓄᑦ ᑐᓴᕐᕕᓯᒪᔪᑦ ᑲᓇᑕᒥᔪᓐᓇᖅᑐᑦ - ᑐᓂᓯᓂᖃᖅᑐᒃ ᐊᖏᓂᖅᓴᓕᒃ ᓇᓗᓇᐃᔭᐃᓕᓴᕐᒃ ᑐᓴᕐᕕᖃᖅᑕᐅᓂᖅᓴᖅ ᑲᓇᑕᒥᔪᓐᓇᖅᑐᑦ ᐃᓄᐃᑦᑎᓐᓄᑦ ᐱᓕᕆᔨᐃᖅᑎᑦ ᐃᓚᖏᑦᑐᕐᓯᒪᓂᖅᓯᒪᓂᑦ ᐃᓄᐃᑦᑎᓐᓄᑦ ᐊᒻᒪᓗ ᐱᓕᕆᔨᐃᖅᑎᑦ ᐃᓚᖏᑦᑐᕐᓯᒪᓂᖅᓯᒪᓂᑦ ᐊᑭᖏᑦ ᐊᒻᒪᓗ ᓇᓗᓇᐃᔭᐃᓕᓴᕐᒃᑐᓂᖅᓴᓂᖅ.

ᓄᓇᕗᑦ ᓴᖅᓯᓐᓄ
ᑐᓴᕐᕕᖃᖅᑕᐅᓂᖅᓴᖅ ᓄᓇᕗᓯᒪ ᓇᒥᒋᔨᖃᖅᑐᓄᑦ ᐃᓚᖏᑦᑐᕐᓯᒪᓂᑦ ᑲᓇᑕᒥᔪᓐᓇᖅᑐᑦ ᐃᓄᐃᑦᑎᓐᓄᑦ - ᑐᓂᓯᓂᖃᖅᑐᒃ ᐊᖏᓂᖅᓴᓕᒃ
2006/07

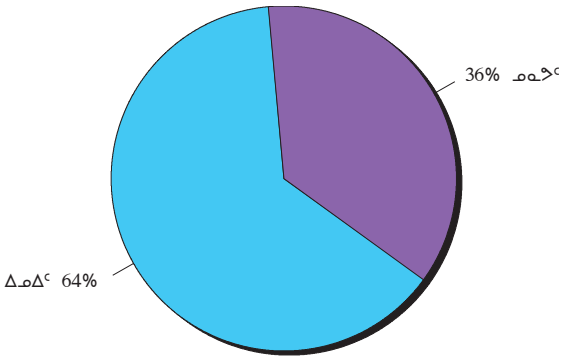

ᑐᓴᕐᕕᖃᖅᑕᐅᓂᖅᓴᖅ ᓄᓇᕗᓯᒪ ᓇᒥᒋᔨᖃᖅᑐᓄᑦ ᐃᓚᖏᑦᑐᕐᓯᒪᓂᑦ ᐃᓄᐃᑦᑎᓐᓄᑦ ᑐᓴᕐᕕᓯᒪᔪᑦ - ᑐᓂᓯᓂᖃᖅᑐᒃ ᐊᖏᓂᖅᓴᓕᒃ

ᐃᓄᐃᑦᑎᓐᓄᑦ ᐃᓕᓴᕐᕕᑎᓂᖅᓯᒪᓂᑦ ᐱᓕᕆᔨᐃᖅᑎᑦ ᐱᓕᕆᔨᐃᖅᑎᑦᑎᓐᓄᖅᓴᖅᑕᐅᓪᓚᕆᑐᖅᑎᑦ	2006/07		2005/06	
ᐃᓄᐃᑦ	$ 7	64%	$ 10	67%
ᓄᓇᕗᑦ	4	36	5	33
ᑲᑎᕋᒪᑦᓴᓂᑦ	$ 11	100%	$ 15	100%

11 ᐃᓄᐃᑦᑎᓐᓄᑦ ᑐᓴᕐᕕᓯᒪᓕᒫᓂᖅ ᓄᓇᕗᓯᒪᓂᑦ ᐃᓚᖏᑦᑐᕐᓯᒪᓂᑦ ᐊᖏᔪᒪᖃᖅᑕᐅᓯᒪᔪᓂᖅᓴᓂᑦ; 7 ᐃᓄᐃᑦ ᐱᓕᕆᔨᐃᖅᑎᑦᑎᓐᓄᑦ ᓄᓇᕗᓯᒪᓂᑦ ᐊᖏᔪᒪᖃᖅᑕᐅᓯᒪᔪᓂᖅᓴᓂᑦ (64%) ᐊᒻᒪᓗ 4 ᓄᓇᕗᑦ ᐱᓕᕆᔨᐃᖅᑎᑦᑎᓐᓄᑦ ᓄᓇᕗᓯᒪᓂᑦ ᐊᖏᔪᒪᖃᖅᑕᐅᓯᒪᔪᓂᖅᓴᓂᑦ (33%). ᐃᓄᐃᑦᑕᖅᑎᑕᐅᓯᒪᓕᕆᓂᖅ ᐊᓯᖏᑦ (ᓄᓇᕗᓯᒪᔪᖅ ᐱᓕᕆᔨᐃᖅᑐᑦ) ᓄᓇᕗᓯᒪᓂᑦ ᑐᓴᕐᕕᖃᖅᑕᐅᓯᒪᓂᖅᓴᖅ ᐃᓚᖏᑦᑐᕐᓯᒪᓂᑦ ᐃᓄᐃᑦᑎᓐᓄᑦ ᐊᖏᔪᒪᖃᖅᑕᐅᓯᒪᔪᓂᖅᓴᓂᑦ). ᑕᒪᓐᓗ ᑕᒪᓐᓇᐅᑎᑕᐅᔪᓐᓇᖅ ᓄᓇᕗᓯᒪᓕᖅᑐᑦ ᐊᒻᒪᓗ ᓄᓇᕗᓯᒪᓂᑦ ᐃᓄᐃᑦᑎᓐᓄᑦ ᐊᖏᔪᒪᖃᖅᑕᐅᓯᒪᔪᓂᖅᓴᓂᑦ.

8. ᓯᕗᓂᐊᓂ ᐊᖏᔪᒪᓕᑦ ᐊᕐᕈᑎᓐᓂᖅᓯᐅᖃᖅᑕᐅᓂᖅᓄᑦ

ᖃᐅᔨᓴᐳᑎᑎᒃ ᐊᑦᑕᓪᓕᖃᒃ ᓄᓇᕗᑦ ᓴᖅᓯᒪᔭᖅᑎᑦ ᓯᕗᓂᐊᓂ ᐊᖏᔪᒪᓕᑦ ᐊᕐᕈᑎᓐᓂᖅᓯᐅᖃᓄᖅᓄᑦ ᑐᓐᖓᓂᖃᖅᖃᓕᒃ ᑲᓇᑕᖏᑦᑐᕐᔪᑦ ᐊᑭᖓᒍᑦ ᓇᓗᓇᐃᕐ ᐃᓕᓴᕐᓂᖅᓯᐅᖃᖅᑕᐅᓂᖅᓄᑦ ᓴᓇᔨᓴᖅᑎᑦ ᐊᕐᕈᑎᓐᓂᕐᓯᐅᖃᓕᒫᓂᖅᓄᑦ ᒪᓕᓂᔪᓐᓇᐅᔪᓄᑦ ᐊᖏᔪᒪᓕᑦ ᓯᕗᓂᐊᓂ ᐊᖏᔪᒪᓂᕐᒧᑦ ᑲᑎᒪᔨᖏᑦᑐᕐᔪᑦ ᐊᑭᖓᒍᑦ.

ᓄᓇᕗᑦ ᓴᖅᓯᓐᓄ
ᐊᕐᕈᑎᓐᓂᕐᓯᐅᖃᓄᖅᓄᑦ ᓯᕗᓂᐊᓂ ᐊᖏᔪᒪᓂᕐᒧᑦ ᑐᓐᖓᓂᖃᖅᖃᓕᒃ ᑲᑎᒪᔨᖏᑦᑐᕐᔪᑦ ᐊᑭᖓᒍᑦ
2006/07

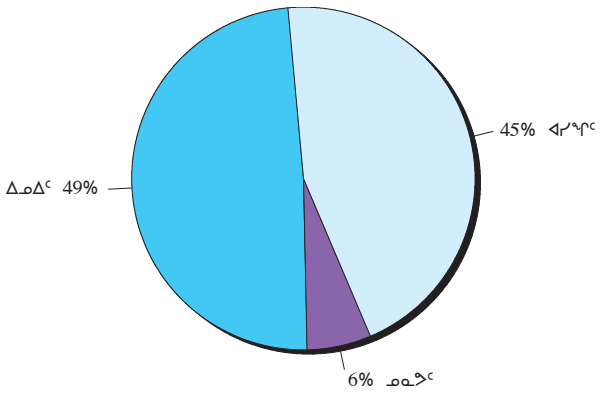

	2006/07		2005/06	
ᐃᓄᐃᑦ	$ 67,559	49%	$ 29,003	33%
ᓄᓇᕗᑦ	8,347	6	10,105	11
ᐊᓯᖏᑦ	62,113	45	49,330	56
ᑲᑎᓕᒻᒥᑦ	$ 138,019	100%	$ 88,438	100%

ᑲᑎᒪᔨᑦᖏᑎᑦᑎᓂᒃᑯᑦ ᐊᑭᖓ ᐃᓄᖅᓄᑦ ᐅᒃᑯᓕᐊᖏᓚᐅᖅ 16%-ᒧᑦ;

ᑲᑎᒪᔨᑦᖏᑎᑦᑎᓂᒃᑯᑦ ᐊᑭᖓ ᓄᓇᕗᒧᑦ ᐊᑎᑎᓯᐊᖏᓚᐅᖅ 5%-ᒧᑦ; ᐊᖏᓪᓗ

ᑲᑎᒪᔨᑦᖏᑎᑦᑎᓂᒃᑯᑦ ᐊᑭᖓ ᐊᓯᖏᓐᓄᑦ ᐅᒃᑯᓕᐊᖏᓚᐅᖅ 11%-ᒧᑦ.

ᑲᓇᖁᑎᑕᓂᓂᒃᑯᑦ ᖃᓄᐃᓕᓐᓄᑦᓂᓪᓗᑦ ᐅᓂᒃᑲᓕᐊᖅ

ᖃᐅᔨᓴᐃᖅᑎ ᐊᒋᓐᓕᑐᖅ ᓄᓇᕗᑦ ᓴᖅᓯᒪᔭᕐᓂ ᓯᕗᓂᐊᓂ ᐊᖁᖏᑦ ᐊᐅᔨᓴᓂᖅᓯᐅᑦᓂᓐᖓ ᑐᓐᖓᓂᖅᖃᖅᑐᖅ ᑲᑎᕐᖁᖏᑦ ᐊᕐᕌᓂᖅᓯᒪᔪᑦ ᓄᓇᓕᕐᓂᐊᕐᓗᒍ ᐃᓕᓴᕐᓂᐊᕐᓗᒍ ᐃᓄᐃᑦ ᐊᐅᔨᓴᓂᖅᓯᐅᑦᓂᓐᖓ ᒪᓕᓂᓕᕆᐅᕐᖓᑦ ᐊᖁᖏᑦ ᓯᕗᓂᐊᓂ ᐊᖁᖏᑕᕐᓗᒍ ᑲᑎᕐᖁᖏᑦ ᐊᕐᕌᓂᖅᓯᒪᔪᑦ.

ᓄᓇᕗᑦ ᓴᖅᓯᓐᓂ
ᐊᐅᔨᓴᓂᕐᓯᐅᑦᓂᖅ ᓯᕗᓂᐊᓂ ᐊᖁᖏᑕᕐᓗᒍ ᐅᑐᖅᓂᖅᖃᖅᑐᖅ ᑲᑎᕐᖁᖏᑦ ᐊᕐᕌᓂᕐᓇᕐᖓᓂᑦ
2006/07

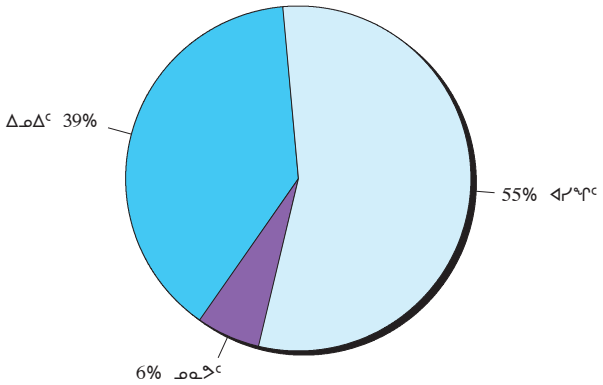

	2006/07		2005/06	
ᐃᓄᐃᑦ	410	39%	321	33%
ᓄᓇᕗᑦ	63	6	145	15
ᐊᓯᖏᑦ	580	55	515	52
ᑲᑎᕐᓇᓕᕆᓂᑦ	1,053	100%	981	100%

ᑲᑎᕐᖁᕆᑎᑕᑎᓂᓪᓗᑦ ᐊᖏᓂᖅ ᐃᓄᖅᓄᑦ ᓴᓴᑎᖅ ᑲᑎᕐᓇᓕᕆᓂᑦ ᖁᔭᓕᔪᐊᖅᓯᒪᔭᖅ 6%-ᓗᑦ;

ᑲᑎᕐᖁᕆᑎᑕᑎᓂᓪᓗᑦ ᐊᖏᓂᖅ ᓄᓇᕗᓗᑦ ᓴᓴᑎᖅ ᑲᑎᕐᓇᓕᕆᓂᑦ ᐊᑎᕿᓯᓯᐅᔪᓯᒪᔭᖅ 9%-ᓗᑦ; ᐊᓚᓗ

ᑲᑎᕐᖁᕆᑎᑕᑎᓂᓪᓗᑦ ᐊᖏᓂᖅ ᐊᓯᖏᓐᓄᑦ ᓴᓴᑎᖅ ᑲᑎᕐᓇᓕᕆᓂᑦ ᖁᔭᓕᔪᐊᖅᓯᒪᔭᖅ 3%-ᓗᑦ.

Δᓕᒍᑕᖅ Δ:
ᐅᖃᐅᓯᑦ ᑕΔJᓯᓪᓗ ᑐᑭᖏᑦ

ᑕΔJᓯᑦ

"ᑲᓇᑐᖃᖅᑎᑎᕐᓂᖅᓯᒪᔪᑦ": ᐱᓪᓚᑎᖃᖅᓄᑦ ᑲᓇᑐᖃᖅᑎᑎᕐᓂᐅᐅᓚᑦ ᐱᐅᓯᓗᒃᖢᖅᓂᖅ. ᐅᑯᐊᖏᔪᓚᑦ, ᓯᑲᓪᓕᒥ, ᐱᖏᓂᑦ ᐱᐅᓯᐅᓚᑦ ᑲᓇᑐᖃᖅᑎᑎᕐᓂᐅᓚᓂᖅ ᓄᓇᕗᑦ ᓴᓚᒃᑯᖏᓐᓂ; ᑐᓴᕆᔨᐅᑎᖃᖅᓂᖅ ᐊᑭᑕᒃᑭᐅᑎᓄᑦ, ᑐᓴᕆᔨᐅᑎᖃᖅᓄᖅ ᑐᓴᕆᔨᐅᑎᓄᑦ ᑐᓴᕆᔨᐅᑎᓄᑦ ᐊᓚᒪᓗ ᐱᒋᖃᖅᑎᑎᕐᓂᐅᔪᓐᓇᖅᑐᑎᑎᕐᓂᖅᓂᖅ. ᐊᓯᖏᖃᓂᖅᓴᒋᑕᐅᖅ ᑲᓇᑐᖃᖅᑎᑎᕐᓂᐅᓚᖃᖅᑎᒋᔭᖅ ᐋᐃᓐᖃᑎᒍᓐᓇᓂᑦ, ᑕᐃᒪᐃᓐᖃᓚᐊᖅᑎᓐᓄᑦ, ᑲᑎᒪᔨᓐ ᒥᓂᔅᑕᑦ ᑐᓂᔅᓴᖃᑕᖅᓴᓂ ᑲᑎᒪᔨᓐᓄᑦᑐᓂᓐᓂᒃᓂ ᑐᓂᓯᓂᐅᓚᑦ ᐊᐸᑕᐃᓐᓇᐅᑉᐸᖅᖢᓂᐊᖅᑎᓐᓄᑦ ᐊᐅᑕᓐᓇᐅᑎᓄᑦ.

"ᐱᖃᓐᓄᑦ": ᑐᑭᖓᓂᖅ ᑲᓇᑐᖃᖅᑎᑎᕐᓂᖅᓯᒪᔪᑦ ᐱᖃᓐᓄᑦ ᓂᐅᐊᖃᓯᒪᔪᑦ ᐅᑭᒋᓐᓂᒃᑯᑦ "ᓂᐅᐊᔪᓐᓇᐅᑎᑦ". ᐱᖃᓐᓇᓂᑦ ᑲᓇᑐᖃᖅᑎᑦ ᑐᓂᐅᐅᓚᓯᓕᖅᑐᑦ ᓄᓇᕗᓐᓂ ᑲᓪᓚᒃᓂᓐᓂᑦ ᐱᓕᕆᓂᖅᓄᑦ ᓂᐅᐊᖃᓯᒪᔪᑦ ᐃᓕᓴᖅᓂᑎᒍᑦ ᓄᓇᕗᑦ ᑲᓪᓚᒃᓂᓐᓂᑦ ᐱᓕᕆᓂᖅᓄᑦ ᑭᓴᖓᑐᓂᑦ.

"ᐃᓇᐅᑎᓂ" ᐅᑭᒋᓐᓂᒃᓂ "ᐃᓇᐅᑎᑦ ᐱᓕᕆᖃᖅᓇᖃᑎᖅᓄᑦ": ᑐᑭᖓᓂᖅ ᑲᓪᓚᒃᓂ 51% ᓇᖏᒥᓂᕆᐅᑦᑐᓂᓗ ᐃᓇᖅᓂᑦ ᐊᓚᒪᓗ ᐃᓕᓴᐅᓪᓚᕆᒪᓪᓗᓂ ᓄᓇᕗᑦ ᑐᖅᓴᓇᒃᓂᑦ ᑎᒥᖃᑎᖅᓄᖅᓂᑦ (NTI) ᐃᓇᐅᑎᑦ ᐱᓕᕆᖃᖅᓇᖃᑎᖅᓄᖅᓂ ᑎᑎᕋᖅᑕᐅᓂᒪᔪᑦ ᑲᓇᑐᖃᖅᑎᑦ ᑲᓪᓚᒃᓂᓐᓂᑦ.

"ᐊᖏᓪᓚᑦ ᑲᓇᑐᖃᓕᓚᑦ": ᐱᖃᓐᓂᑦ ᑲᓇᑐᖃᓕᓚᑦ ᐊᐸᖅᖢᑐᑦ $5,000 ᐅᖅᓱᑎᐊᓄᑦᑐᓂᓐᓂᒃᓂ, ᐊᓚᒪᓗ ᐊᓯᓕᒻᒥᓂᑦ ᑲᓇᑐᖃᖅᑎᑎᕐᓂᖅᓯᒪᔪᑦ ᖃᓄᐃᓕᐅᕗᖅᓴᓂᓕᖅᓂᑦ ᐊᐸᖅᖢᑐᑦ $25,000 ᐅᖅᓱᑎᐊᓄᑦᑐᓂᓐᓂᒃᓂ.

"ᓄᓇᕗᖅᓂᓂ": ᑐᑭᖓᓂᖅ ᐃᓇᐅᑎᑦ ᐱᓕᕆᖃᖅᓇᖃᑎᖅᓄᑦ ᐅᑭᒋᓐᓂᒃᓂ ᓄᓇᕗᑦ ᐱᔨᓄᓯᐃᑎᑎᕐᓂᓕᖅᓂᑦ ᐱᔨᓄᓯᐅᓕᐅᓚᑦ ᑐᖅᓴᓇᖅᖢᓂᑦ ᓄᓇᕗᑦ ᐅᑭᒋᓐᓂᒃᓂ ᐱᓕᕆᖃᖅᓇᖃᑎᖅᓄᑦ ᐱᓕᕆᖃᖅᓇᖃᑎᖅᓄᖅᓂ ᐅᑭᒋᓐᓂᒃᓂ ᐊᐸᖅᖢᑐ

ᑲᓇᕐᑕᖃᕋᓂᖅᓄᖓᓕᒃ ᖃᓄᐃᓚᐅᓄᑦ
AC ᖃᖅᑎᑕᓯᒥᒃ ᐃᓕᖅᓯᓄᖃᖅ
AE ᐃᒡᓗᒥᒃ ᑎᑎᕋᐅᔪᖅᓄᖃᖅ/ᓴᓇᓄᖃᖅ
CON ᐃᒡᓗᓕᐅᔪᖅᓄᖃᖅ
CS ᐅᖃᐅᔨᕐᓯᐃᓄᖓᓕᒃ ᐱᕐᓂᑎᕋᑎᑦ
MC ᒥᑭᔪᑎᓄᒃ ᓴᓇᓄᖃᖅ ᐊᖃᖅᑭᐅᒪᑎᑦᑎᓄᖓᓪᓗᓂᒋᑦ
PO ᓄᐅᕕᓯᖓᓇᐅᑎᑦ
SC ᐱᕐᓂᑎᕋᓄᖓᓕᒃ ᑲᓇᕐᑕᖃᕋᓂᖅᓄᑦᑎᓄᖃᖅ

ᑲᓇᕐᑕᖃᕋᓂᖅᓄᖓᓕᒃ ᐱᔨᔪᓯᑦ
IRFP ᑐᓴᖓᓚᓗᓂᖅᓄᖓᓕᒃ ᑐᓴᓯᕋᐅᑦ ᑐᓴᓯᕋᐅᑎᓄᑦ
IT ᑐᓴᖓᓚᓗᓂᖅᓄᑲᓄᑦ ᐊᑭᑦᑐᕋᐅᑎ
SS ᐱᑕᖃᖅᑎᑦᑎᐅᔭᕐᔪᐊᖅᖃᖅ
PRFP ᑭᒃᑯᐃᐅᓇᓴᓄᑦ ᑐᓴᓯᕋᐅᑦ ᑐᓴᓯᕋᐅᑎᓄᑦ
PT ᑭᒃᑯᐃᐅᓇᓴᓄᑦ ᐊᑭᑦᑐᕋᐅᑎ
SS ᐱᑕᖃᖅᑎᑦᑎᐅᔭᕐᔪᐊᖅᖃᖅ
SV ᐊᑕᐅᓯᐅᑦᓗᓂᓂ ᐱᑕᖃᖅᑎᑦᑎᐅᓄ ᓂᐅᕋᑎᖃᖅᓯᓐᓂᔪᓇᓪᓂᒋᑦ